

**Shareholders' Intimation regarding certain changes in company's Preferential Issue details (for which members approval was obtained by circulating Extra-Ordinary General Meeting Notice dated January 25, 2024, and corrigendum thereto dated February 15, 2024)**

To,  
The Members of Salasar Techno Engineering Ltd. and all other concerned.

In continuation of Notice of Extra-ordinary General Meeting dated January 25, 2024 and corrigendum thereof dated February 15, 2024 (collectively referred hereinafter as "EGM Notice") circulated to all the shareholders of the Company and consequent members approval obtained for the resolutions, as set out in the EGM Notice, with requisite majority, at their Extra Ordinary General Meeting held on February 19, 2024 **we wish to inform the members and all other concerned regarding certain changes in Company's Preferential issue details**, which are noted during process of obtaining Stock Exchanges In-Principle Approval.

### 1. Adjustment in Issue Price and Size

#### A. Adjusted issue price

The Issue Price of Rs. 72/- per Equity Share/Warrant determined for the preferential issue in accordance with regulation 164 of the SEBI (ICDR) Regulations, 2018, being cum-bonus price, is adjusted in terms of Regulation 166 of the Regulations, as per the following details:

Particulars	Each Equity Share/Warrant
Issue Price determined as per regulation 164	Rs. 72.00
Bonus Issue Entitlement	4 (Four) :1 (One)
adjusted Issue Price* in terms of Regulation 166	Rs. 14.40

\*by dividing the cum-bonus price of Rs. 72/- by 5 Equity Shares/Warrants

and accordingly, quantity of the maximum number of Equity Shares/Warrants to be issued in the preferential issue to the proposed allottees also adjusted/aligned, as per the bonus entitlement, which was already disclosed to the shareholders of the Company in said EGM Notice. List of allottees, along with the adjusted quantity of securities proposed to be issued to each of them, against the payment of subscription money, as per the adjusted Issue Price of Rs. 14.40 per Equity Share/Warrant, is enclosed, for the sake of utmost clarity and to avoid any ambiguity, at Annexure-1.

#### B. Exclusion of certain allottees from the list of proposed allottees

Name of following allottees have been removed, due to certain technicalities, from the list of proposed allottees of Equity Shares, and consequently, issue size gets reduced.

S. No.	Name	Maximum No. of Securities & Adjusted Quantity Proposed	
1	Srinavas Murthy	3,00,000	15,00,000
2	Sumit Jain	50,000	2,50,000
3	Kapil Gupta	1,00,000	5,00,000
4	Manju Sharma	1,00,000	5,00,000
5	Surendra Peety	69,000	3,45,000
<b>Total</b>		<b>6,19,000</b>	<b>30,95,000</b>

CIN No. - L23201DL2001PLC174076

Unit 1- Khasra 265, 281-283, Parsaun-Dasna, Jindal Nagar, Distt. Hapur-201313  
Unit 2- Khasra 1184, 1185, Khera, Pilkhuwa, Tehsil Dhaulana, Distt. Hapur-245304

Unit 3- Khasra 686/6, Khera, Pilkhuwa, Tehsil Dhaulana, Distt. Hapur-245304  
Office- KL-46, Kavi Nagar, Ghaziabad-201002  
Regd. Office- E-20, South Extension 1, New Delhi-110049

+91 8938802180, 7351991000  
+91 120 6546670  
Fax: +91 11 45823834

towers@salasartechno.com  
marketing@salasartechno.com

### C. Consequent change in Issue Size

Hence, with the adjustment in the issue price and exclusion of certain allottees' name from the list of proposed allottees, the issue size stands revised as follows:

Particulars*	No. of Equity Shares	No. of Warrants
Original Issue Size as per the EGM Notice (in quantity)	3,90,00,000	7,30,00,000
Less: quantity proposed for excluded allottees	6,19,000	-
Post exclusion Issue Size (in quantity)	3,83,81,000	7,30,00,000
Adjusted Issue Size (in quantity)	19,19,05,000	36,50,00,000
Adjusted Issue Price per Equity Share/Warrant	Rs. 14.40	Rs.14.40
Total Issue Size (Rupees in Lacs)	Rs. 276,34.32	Rs. 525,60.00

\*considering full subscription of the preferential issue by the proposed allottees

- There were some clerical mistakes in calculating **the percentage of post preferential issue capital that may be held by the allottee(s) and change in control, if any, in the issuer consequent to the preferential issue, as detailed at point no. XVII of the Explanatory Statement of Special Resolution pertaining to Item No. 1 and 2 of the EGM Notice, which are corrected and annexed to this shareholders' intimation as Annexure-2**

Further, post exclusion of certain allottees from the list of allottees, as detailed at point No. 1 B, revised (i) percentage of post preferential issue capital that may be held by the allottee(s) and change in control, if any, in the issuer consequent to the preferential issue, and (ii) Pre and Post Issue Shareholding Pattern is enclosed herewith as Annexure-3

### 3. Change in pre-preferential shareholding of certain proposed allottees

We wish to inform you that the following allottees were having pre-preferential holding at the time of dispatching of notice to the shareholders, as per the BENPOS available on the date of 19-01-2024.

Certain allottees purchased some shares, as detailed herein below in Exhibit A, after the relevant date i.e. 20-01-2024 but before the record date fixed for bonus entitlement i.e. 01-02-2024

February 01, 2024 was fixed as the Record Date for the purpose of ascertaining the eligibility of shareholders for entitlement of bonus shares in the ratio of 4 (Four) :1 (One) and accordingly, post credit of bonus shares, as per these allottees' bonus entitlement (including bonus shares allotted for shares purchased after the relevant date but before the bonus-record date, by some allottees) their shareholding underwent changes, and consequently we considered their entire post bonus shareholding as pre-preferential shareholdings as detailed in Exhibit B

#### Exhibit-A

S. No.	Name of the Allottee	Equity Shares (in No.)		
		Purchased	Bonus Entitlement	Total
1	Mohammed Mohiuddin Hamid	300	1,200	1,500
2	Viraf Kaikhushroo Chinoy	92,000	3,68,000	4,60,000
3	Surendra Shantilal Peety	1	4	5
4	Sonali Sanklecha	25,000	1,00,000	1,25,000
<b>Total</b>		<b>1,17,301</b>	<b>4,69,204</b>	<b>5,86,505</b>

CIN No. - L23201DL2001PLC174076

Unit 1- Khasra 265, 281-283, Parsaun-Dasna, Jindal Nagar, Distt. Hapur-201313  
Unit 2- Khasra 1184, 1185, Khera, Pilkhuwa, Tehsil Dhaulana, Distt. Hapur-245304

Unit 3- Khasra 686/6, Khera, Pilkhuwa, Tehsil Dhaulana, Distt. Hapur-245304  
Office- KL-46, Kavi Nagar, Ghaziabad-201002  
Regd. Office- E-20, South Extension 1, New Delhi-110049

+91 8938802180, 7351991000  
+91 120 6546670  
Fax: +91 11 45823834

towers@salasartechno.com  
marketing@salasartechno.com

## Exhibit-B

S. No.	Name	No. of shares as on 19-01-2024	Bonus Shares (4:1)*	Total Quantity
1	Prajal Bhandari	59,000	2,36,000	2,95,000
2	Manju Sharma	38,000	1,52,000	1,90,000
3	Kunal Kailash Parekh	10,000	40,000	50,000
4	Navin Mahavirprasad Dalmia	5,650	22,600	28,250
5	Karan Sanghvi	3,000	12,000	15,000
6	Shashank Agarwal	1,42,11,840	5,68,47,360	7,10,59,200
7	Shalabh Agarwal	2,56,11,840	10,24,47,360	12,80,59,200
<b>Total</b>		<b>3,99,39,330</b>	<b>15,97,57,320</b>	<b>19,96,96,650</b>

And in terms of Regulation 167 of SEBI (ICDR) Regulations, 2018, all these shareholdings of the respective allottees made part of pre-preferential shareholding and have been locked-in for specified period (including shareholding of one another allottee i.e. Sandeep Jain who have bought 2,000 shares after the bonus issue record date).


Company's application filed with the Stock Exchanges for seeking their In Principle Approval for the Preferential Issue is being revised for all the changes listed in this shareholder's intimation which is being (i) circulated to company's shareholders at their registered e-mail ids, (ii) uploaded on the website of the Company at [www.salasartechno.com](http://www.salasartechno.com) and (iii) submitted to the stock exchanges for public dissemination at their official websites i.e. BSE Limited [www.bseindia.com](http://www.bseindia.com) and National Stock Exchange of India Limited (NSE) [www.nseindia.com](http://www.nseindia.com)

by order of the board of  
**Salasar Techno Engineering Limited**


Date: April 05, 2024  
Place: Hapur


**Alok Kumar**  
Managing Director  
DIN: 01474484

CIN No. - L23201DL2001PLC174076

 Unit 1- Khasra 265, 281-283, Parsaun-Dasna, Jindal Nagar, Distt. Hapur-201313  
Unit 2- Khasra 1184, 1185, Khera, Pilkhuwa, Tehsil Dhaulana, Distt. Hapur-245304

Unit 3- Khasra 686/6, Khera, Pilkhuwa, Tehsil Dhaulana, Distt. Hapur-245304  
Office- KL-46, Kavi Nagar, Ghaziabad-201002  
Regd. Office- E-20, South Extension 1, New Delhi-110049

 +91 8938802180, 7351991000  
+91 120 6546670  
Fax: +91 11 45823834

 towers@salasartechno.com  
marketing@salasartechno.com

**Annexure-1**

**List of allottees, along with the adjusted quantity of securities proposed to be issued to each of them, against the payment of subscription money, as per the adjusted Issue Price of Rs. 14.40 per Equity Share/Warrant**

<b>S. No.</b>	<b>Name(s) of the Proposed Allottees</b>	<b>Category</b>	<b>Type of Securities</b>	<b>Maximum Quantities to be allotted on Preferential basis</b>
1	North Star Opportunities Fund	Non-Promoter	Equity Shares	5,13,75,000
2	Intuitive Alpha Investment Fund	Non-Promoter	Equity Shares	75,00,000
3	Virat Services LLP	Non-Promoter	Equity Shares	50,00,000
4	Prajal Bhandari	Non-Promoter	Equity Shares	50,00,000
5	NAV Capital VCC-NAV Capital Emerging Star Fund	Non-Promoter	Equity Shares	50,00,000
6	Tano Investment Opportunities Fund	Non-Promoter	Equity Shares	50,00,000
7	Mariko Consultants Private Limited	Non-Promoter	Equity Shares	50,00,000
8	Morde Foods Private Limited	Non-Promoter	Equity Shares	37,50,000
9	Mansi Parag Shah	Non-Promoter	Equity Shares	35,00,000
10	Natasha Singla	Non-Promoter	Equity Shares	35,00,000
11	Pankaj Kumar Gupta	Non-Promoter	Equity Shares	34,08,890
12	XCAP Investments Private Limited	Non-Promoter	Equity Shares	25,00,000
13	Ravi Agarwal	Non-Promoter	Equity Shares	25,00,000
14	Sneha Bhandari	Non-Promoter	Equity Shares	25,00,000
15	Reena Karwa	Non-Promoter	Equity Shares	25,00,000
16	Nexta Enterprises LLP	Non-Promoter	Equity Shares	25,00,000
17	Madan Mohan HUF	Non-Promoter	Equity Shares	25,00,000
18	Vijay Kumar Singla HUF	Non-Promoter	Equity Shares	25,00,000
19	Mithan Lal and Sons HUF	Non-Promoter	Equity Shares	25,00,000
20	Mithan Lal Singla	Non-Promoter	Equity Shares	25,00,000
21	Silpa Bansal	Non-Promoter	Equity Shares	25,00,000
22	Monesh Israni	Non-Promoter	Equity Shares	20,00,000
23	Viney Equity Market LLP	Non-Promoter	Equity Shares	20,00,000

24	Harish Kumar Sharma	Non-Promoter	Equity Shares	18,75,000
25	Kushaal Saraf	Non-Promoter	Equity Shares	18,50,000
26	Snehil Saraf	Non-Promoter	Equity Shares	18,50,000
27	Shree Shyam Investments	Non-Promoter	Equity Shares	17,36,110
28	Jandhyala Srinivas Murthy	Non-Promoter	Equity Shares	15,00,000
29	Kusum Bansal	Non-Promoter	Equity Shares	15,00,000
30	Rakesh Rosan Dalmia	Non-Promoter	Equity Shares	15,00,000
31	Vaasu Garg	Non-Promoter	Equity Shares	12,50,000
32	Vrinda Garg	Non-Promoter	Equity Shares	12,50,000
33	Moheet Vinodkumar Agrawal	Non-Promoter	Equity Shares	12,50,000
34	Ganesh Das Gupta	Non-Promoter	Equity Shares	12,50,000
35	Rakesh Garg	Non-Promoter	Equity Shares	12,50,000
36	Satvinder Kaur	Non-Promoter	Equity Shares	10,00,000
37	Vardhman Jain	Non-Promoter	Equity Shares	10,00,000
38	Lalit Kabra	Non-Promoter	Equity Shares	10,00,000
39	A Prathap Reddy	Non-Promoter	Equity Shares	10,00,000
40	Padigree Advisory Pvt. Ltd.	Non-Promoter	Equity Shares	10,00,000
41	Viraf Kaikhushroo Chinoy	Non-Promoter	Equity Shares	10,00,000
42	Sangeeta Venkatraman	Non-Promoter	Equity Shares	10,00,000
43	Bijal Pritesh Vora	Non-Promoter	Equity Shares	10,00,000
44	Madhushree Enterprises Private Limited	Non-Promoter	Equity Shares	10,00,000
45	RDHL Marketing Pvt Ltd	Non-Promoter	Equity Shares	10,00,000
46	Uttamjit Singh Sabharwal	Non-Promoter	Equity Shares	7,50,000
47	Abhishek Agarwala	Non-Promoter	Equity Shares	7,00,000
48	Rajiv Jitendra Parekh	Non-Promoter	Equity Shares	5,50,000
49	Anant Pal Singh	Non-Promoter	Equity Shares	5,00,000
50	Vivek Bhauka	Non-Promoter	Equity Shares	5,00,000
51	Ritee Prithviraj Jain	Non-Promoter	Equity Shares	5,00,000
52	Amritlal A Mehta	Non-Promoter	Equity Shares	5,00,000
53	Brij Mohan Gupta HUF	Non-Promoter	Equity Shares	5,00,000
54	Sumit Gupta HUF	Non-Promoter	Equity Shares	5,00,000
55	Sarwan Kumar Gupta	Non-Promoter	Equity Shares	5,00,000
56	Pravina Gupta	Non-Promoter	Equity Shares	5,00,000

57	Chandni Badhwar	Non-Promoter	Equity Shares	5,00,000
58	Subbarami Reddy Oruganti	Non-Promoter	Equity Shares	5,00,000
59	Srinivas Reddy	Non-Promoter	Equity Shares	5,00,000
60	Sunil Agarwal	Non-Promoter	Equity Shares	5,00,000
61	Hari Narayan Rathi	Non-Promoter	Equity Shares	5,00,000
62	Keshav Parval	Non-Promoter	Equity Shares	5,00,000
63	Basant Kumar Bafna	Non-Promoter	Equity Shares	5,00,000
64	Haresh Somalal Vyas	Non-Promoter	Equity Shares	5,00,000
65	Lata Sharad Shah	Non-Promoter	Equity Shares	5,00,000
66	Gautam Bihari Lal Patel	Non-Promoter	Equity Shares	5,00,000
67	Ranjeet Chuni Lal	Non-Promoter	Equity Shares	5,00,000
68	N Ravichandran	Non-Promoter	Equity Shares	5,00,000
69	Pratik Hasmukh Shah	Non-Promoter	Equity Shares	5,00,000
70	Sambhavi Sinha	Non-Promoter	Equity Shares	5,00,000
71	Ajit Hirji Dedhia	Non-Promoter	Equity Shares	5,00,000
72	Feroz Farms and Holdings Private Limited	Non-Promoter	Equity Shares	5,00,000
73	NPRS Financial Services Private Limited	Non-Promoter	Equity Shares	5,00,000
74	Kshma Jaswant Shah	Non-Promoter	Equity Shares	5,00,000
75	Piyush Bhupendra Gala	Non-Promoter	Equity Shares	5,00,000
76	Kunal Kailash Parekh	Non-Promoter	Equity Shares	5,00,000
77	Navin Mahavirprasad Dalmia	Non-Promoter	Equity Shares	5,00,000
78	Karan Sanghvi	Non-Promoter	Equity Shares	5,00,000
79	Santosh Dhondu Satam	Non-Promoter	Equity Shares	5,00,000
80	Bharti Garg	Non-Promoter	Equity Shares	5,00,000
81	Kanhaiyalal Rathi	Non-Promoter	Equity Shares	5,00,000
82	Leela Vinod Nawandhar	Non-Promoter	Equity Shares	5,00,000
83	Prakaash S Shah HUF	Non-Promoter	Equity Shares	5,00,000
84	Mehul M Gandhi	Non-Promoter	Equity Shares	5,00,000
85	Sonali Sanklecha	Non-Promoter	Equity Shares	5,00,000
86	Narendra Parasmal Burad	Non-Promoter	Equity Shares	5,00,000
87	NVS Corporate Consultancy Services Pvt. Limited	Non-Promoter	Equity Shares	5,00,000
88	Sandeep Mittal	Non-Promoter	Equity Shares	5,00,000
89	Vivek Mahavir Jain	Non-Promoter	Equity Shares	5,00,000

90	Vizvasa Investment & Holding Pvt Ltd	Non-Promoter	Equity Shares	5,00,000
91	Manoj Budhia HUF	Non-Promoter	Equity Shares	5,00,000
92	Growfast Securities & Credit Pvt. Ltd	Non-Promoter	Equity Shares	5,00,000
93	Monika Choudhary	Non-Promoter	Equity Shares	5,00,000
94	Surinder Kaur	Non-Promoter	Equity Shares	5,00,000
95	Vikram Narang	Non-Promoter	Equity Shares	5,00,000
96	Vikash Gupta	Non-Promoter	Equity Shares	5,00,000
97	Sveltetech Technologies Private Limited	Non-Promoter	Equity Shares	5,00,000
98	Abhinav Gupta	Non-Promoter	Equity Shares	5,00,000
99	Amanveer Singh	Non-Promoter	Equity Shares	5,00,000
100	Avinash Agarwal	Non-Promoter	Equity Shares	3,75,000
101	Amrita Agarwal	Non-Promoter	Equity Shares	3,75,000
102	Vinit Gupta HUF	Non-Promoter	Equity Shares	3,75,000
103	Ruchi Gupta	Non-Promoter	Equity Shares	3,75,000
104	Umesh C Chhazzed	Non-Promoter	Equity Shares	3,75,000
105	Rohit A Boda	Non-Promoter	Equity Shares	3,75,000
106	Hiten Bhatia	Non-Promoter	Equity Shares	3,75,000
107	Kishore Kewalram	Non-Promoter	Equity Shares	3,75,000
108	Crowe Boda And Company Private Limited	Non-Promoter	Equity Shares	3,75,000
109	Kavita A Boda	Non-Promoter	Equity Shares	3,75,000
110	Payal A Boda	Non-Promoter	Equity Shares	3,75,000
111	Kaushik Soni	Non-Promoter	Equity Shares	3,75,000
112	Raj Kumar Gupta	Non-Promoter	Equity Shares	3,60,000
113	Sunil Kumar Goel	Non-Promoter	Equity Shares	2,50,000
114	Ashok Kumar Bansal	Non-Promoter	Equity Shares	2,50,000
115	Sudhir Kumar Bansal	Non-Promoter	Equity Shares	2,50,000
116	Sumeet Kumar Jain	Non-Promoter	Equity Shares	2,50,000
117	Saraansh Bansal	Non-Promoter	Equity Shares	2,50,000
118	Ramesh Shriniwas Heda	Non-Promoter	Equity Shares	2,50,000
119	Prasad Taparia	Non-Promoter	Equity Shares	2,50,000
120	Mohammed Mohiuddin Hamid	Non-Promoter	Equity Shares	2,50,000
121	Akash Tapadia	Non-Promoter	Equity Shares	2,50,000
122	Manju Asawa	Non-Promoter	Equity Shares	2,50,000

123	Girish Jaju	Non-Promoter	Equity Shares	2,50,000
124	Minni Kansal	Non-Promoter	Equity Shares	2,50,000
125	Veena Garg	Non-Promoter	Equity Shares	2,50,000
126	Rahul Kumar Sharma	Non-Promoter	Equity Shares	1,25,000
127	Manish Jain	Non-Promoter	Equity Shares	1,25,000
128	Sandeep Jain	Non-Promoter	Equity Shares	1,25,000
129	Ashima Mahendru Singla	Non-Promoter	Equity Shares	1,00,000
130	Sanjay Jhaver H	Non-Promoter	Equity Shares	70,000
131	Raja Mimani	Non-Promoter	Equity Shares	70,000
132	Anand Mundhra	Non-Promoter	Equity Shares	70,000
133	Jaideep Singh Rathore	Non-Promoter	Equity Shares	70,000
134	Raj Bansal	Non-Promoter	Equity Shares	70,000
135	J B Boda Insurance Surveyors and Loss Assessors Private Limited	Non-Promoter	Equity Shares	3,75,000
136	Shashank Agarwal	Promoter	Warrants	5,00,00,000
137	Shalabh Agarwal	Promoter	Warrants	5,00,00,000
138	Raghav Agarwal	Promoter	Warrants	5,00,00,000
139	Bharat Agarwal	Promoter	Warrants	5,00,00,000
140	Coeus Global Opportunities Fund	Non-Promoter	Warrants	6,50,00,000
141	Vespara Fund Limited	Non-Promoter	Warrants	5,00,00,000
142	Elara India Opportunities Fund	Non-Promoter	Warrants	5,00,00,000
			<b>Total</b>	<b>55,69,05,000</b>



**Annexure-2**

**Revised and Corrected Point No. XVII**

**The percentage of post preferential issue capital that may be held by the allottee(s) and change in control, if any, in the issuer consequent to the preferential issue**

Name	Pre-Issue Shareholding Structure		Equity shares to be allotted on Preferential basis along with bonus shares in the ratio of 4:1	Post Issue Shareholding		Warrants to be allotted on Preferential basis along with bonus shares in the ratio of 4:1	Post Equity Shareholding (Presuming full conversion of Warrants)	
	No. of shares <sup>^</sup>	% <sup>*</sup>		No. of shares	% <sup>#</sup>		No. of shares	% <sup>\$</sup>
North Star Opportunities Fund	-	-	5,13,75,000	5,13,75,000	2.90	-	5,13,75,000	2.40
Intuitive Alpha Investment Fund	-	-	75,00,000	75,00,000	0.42	-	75,00,000	0.35
Virat Services LLP	-	-	50,00,000	50,00,000	0.28	-	50,00,000	0.23
Prajal Bhandari	59,000	0.02	50,00,000	52,95,000	0.30	-	52,95,000	0.25
NAV Capital VCC-NAV Capital Emerging Star Fund	-	-	50,00,000	50,00,000	0.28	-	50,00,000	0.23
Tano Investment Opportunities Fund	-	-	50,00,000	50,00,000	0.28	-	50,00,000	0.23
Mariko Consultants Private Limited	-	-	50,00,000	50,00,000	0.28	-	50,00,000	0.23
Morde Foods Private Limited	-	-	37,50,000	37,50,000	0.21	-	37,50,000	0.18
Mansi Parag Shah	-	-	35,00,000	35,00,000	0.20	-	35,00,000	0.16
Natasha Singla	-	-	35,00,000	35,00,000	0.20	-	35,00,000	0.16

Pankaj Kumar Gupta	-	-	34,08,890	34,08,890	0.19	-	34,08,890	0.16
XCAP Investments Private Limited	-	-	25,00,000	25,00,000	0.14	-	25,00,000	0.12
Ravi Agarwal	-	-	25,00,000	25,00,000	0.14	-	25,00,000	0.12
Sneha Bhandari	-	-	25,00,000	25,00,000	0.14	-	25,00,000	0.12
Reena Karwa	-	-	25,00,000	25,00,000	0.14	-	25,00,000	0.12
Nexta Enterprises LLP	-	-	25,00,000	25,00,000	0.14	-	25,00,000	0.12
Madan Mohan HUF	-	-	25,00,000	25,00,000	0.14	-	25,00,000	0.12
Vijay Kumar Singla HUF	-	-	25,00,000	25,00,000	0.14	-	25,00,000	0.12
Mithan Lal and Sons HUF	-	-	25,00,000	25,00,000	0.14	-	25,00,000	0.12
Mithan Lal Singla	-	-	25,00,000	25,00,000	0.14	-	25,00,000	0.12
Silpa Bansal	-	-	25,00,000	25,00,000	0.14	-	25,00,000	0.12
Monesh Israni	-	-	20,00,000	20,00,000	0.11	-	20,00,000	0.09
Viney Equity Market LLP	-	-	20,00,000	20,00,000	0.11	-	20,00,000	0.09
Harish Kumar Sharma	-	-	18,75,000	18,75,000	0.11	-	18,75,000	0.09
Kushaal Saraf	-	-	18,50,000	18,50,000	0.10	-	18,50,000	0.09
Snehil Saraf	-	-	18,50,000	18,50,000	0.10	-	18,50,000	0.09
Shree Shyam Investments	-	-	17,36,110	17,36,110	0.10	-	17,36,110	0.08
Srinavas Murthy	-	-	15,00,000	15,00,000	0.08	-	15,00,000	0.07
Jandhyala Srinivas Murthy	-	-	15,00,000	15,00,000	0.08	-	15,00,000	0.07
Kusum Bansal	-	-	15,00,000	15,00,000	0.08	-	15,00,000	0.07
Rakesh Rosan Dalmia	-	-	15,00,000	15,00,000	0.08	-	15,00,000	0.07
Vaasu Garg	-	-	12,50,000	12,50,000	0.07	-	12,50,000	0.06
Vrinda Garg	-	-	12,50,000	12,50,000	0.07	-	12,50,000	0.06
Moheet Vinodkumar Agrawal	-	-	12,50,000	12,50,000	0.07	-	12,50,000	0.06
Ganesh Das Gupta	-	-	12,50,000	12,50,000	0.07	-	12,50,000	0.06
Rakesh Garg	-	-	12,50,000	12,50,000	0.07	-	12,50,000	0.06
Satvinder Kaur	-	-	10,00,000	10,00,000	0.06	-	10,00,000	0.05

Vardhman Jain	-	-	10,00,000	10,00,000	0.06	-	10,00,000	0.05
Lalit Kabra	-	-	10,00,000	10,00,000	0.06	-	10,00,000	0.05
A Prathap Reddy	-	-	10,00,000	10,00,000	0.06	-	10,00,000	0.05
Padigree Advisory Pvt. Ltd.	-	-	10,00,000	10,00,000	0.06	-	10,00,000	0.05
Viraf Kaikhushroo Chinoy	-	-	10,00,000	10,00,000	0.06	-	10,00,000	0.05
Sangeeta Venkatraman	-	-	10,00,000	10,00,000	0.06	-	10,00,000	0.05
Bijal Pritesh Vora	-	-	10,00,000	10,00,000	0.06	-	10,00,000	0.05
Madhushree Enterprises Pvt. Limited	-	-	10,00,000	10,00,000	0.06	-	10,00,000	0.05
RDHL Marketing Pvt Ltd	-	-	10,00,000	10,00,000	0.06	-	10,00,000	0.05
Uttamjit Singh Sabharwal	-	-	7,50,000	7,50,000	0.04	-	7,50,000	0.04
Abhishek Agarwala	-	-	7,00,000	7,00,000	0.04	-	7,00,000	0.03
Rajiv Jitendra Parekh	-	-	5,50,000	5,50,000	0.03	-	5,50,000	0.03
Manju Sharma	38,000	0.01	5,00,000	6,90,000	0.04	-	6,90,000	0.03
Anant Pal Singh	-	-	5,00,000	5,00,000	0.03	-	5,00,000	0.02
Vivek Bhauka	-	-	5,00,000	5,00,000	0.03	-	5,00,000	0.02
Ritee Prithviraj Jain	-	-	5,00,000	5,00,000	0.03	-	5,00,000	0.02
Amritlal A Mehta	-	-	5,00,000	5,00,000	0.03	-	5,00,000	0.02
Brij Mohan Gupta HUF	-	-	5,00,000	5,00,000	0.03	-	5,00,000	0.02
Sumit Gupta HUF	-	-	5,00,000	5,00,000	0.03	-	5,00,000	0.02
Sarwan Kumar Gupta	-	-	5,00,000	5,00,000	0.03	-	5,00,000	0.02
Pravina Gupta	-	-	5,00,000	5,00,000	0.03	-	5,00,000	0.02
Chandni Badhwar	-	-	5,00,000	5,00,000	0.03	-	5,00,000	0.02
Subbarami Reddy Oruganti	-	-	5,00,000	5,00,000	0.03	-	5,00,000	0.02
Srinivas Reddy	-	-	5,00,000	5,00,000	0.03	-	5,00,000	0.02
Sunil Agarwal	-	-	5,00,000	5,00,000	0.03	-	5,00,000	0.02
Hari Narayan Rathi	-	-	5,00,000	5,00,000	0.03	-	5,00,000	0.02
Keshav Parval	-	-	5,00,000	5,00,000	0.03	-	5,00,000	0.02
Basant Kumar Bafna	-	-	5,00,000	5,00,000	0.03	-	5,00,000	0.02

Haresh Somalal Vyas	-	-	5,00,000	5,00,000	0.03	-	5,00,000	0.02
Lata Sharad Shah	-	-	5,00,000	5,00,000	0.03	-	5,00,000	0.02
Gautam Bihari Lal Patel	-	-	5,00,000	5,00,000	0.03	-	5,00,000	0.02
Ranjeet Chuni Lal	-	-	5,00,000	5,00,000	0.03	-	5,00,000	0.02
N Ravichandran	-	-	5,00,000	5,00,000	0.03	-	5,00,000	0.02
Pratik Hasmukh Shah	-	-	5,00,000	5,00,000	0.03	-	5,00,000	0.02
Sambhavi Sinha	-	-	5,00,000	5,00,000	0.03	-	5,00,000	0.02
Ajit Hirji Dedhia	-	-	5,00,000	5,00,000	0.03	-	5,00,000	0.02
Feroz Farms and Holdings (P) Ltd.	-	-	5,00,000	5,00,000	0.03	-	5,00,000	0.02
NPRS Financial Services Pvt. Limited	-	-	5,00,000	5,00,000	0.03	-	5,00,000	0.02
Kshma Jaswant Shah	-	-	5,00,000	5,00,000	0.03	-	5,00,000	0.02
Piyush Bhupendra Gala	-	-	5,00,000	5,00,000	0.03	-	5,00,000	0.02
Kunal Kailash Parekh	10,000	-	5,00,000	5,50,000	0.03	-	5,50,000	0.03
Navin Mahavirprasad Dalmia	5,650	-	5,00,000	5,28,250	0.03	-	5,28,250	0.02
Karan Sanghvi	3,000	-	5,00,000	5,15,000	0.03	-	5,15,000	0.02
Santosh Dhondu Satam	-	-	5,00,000	5,00,000	0.03	-	5,00,000	0.02
Bharti Garg	-	-	5,00,000	5,00,000	0.03	-	5,00,000	0.02
Kapil Gupta	-	-	5,00,000	5,00,000	0.03	-	5,00,000	0.02
Kanhaiyalal Rathi	-	-	5,00,000	5,00,000	0.03	-	5,00,000	0.02
Leela Vinod Nawandhar	-	-	5,00,000	5,00,000	0.03	-	5,00,000	0.02
Prakaash S Shah HUF	-	-	5,00,000	5,00,000	0.03	-	5,00,000	0.02
Mehul M Gandhi	-	-	5,00,000	5,00,000	0.03	-	5,00,000	0.02
Sonali Sanklecha	-	-	5,00,000	5,00,000	0.03	-	5,00,000	0.02
Narendra Parasmal Burad	-	-	5,00,000	5,00,000	0.03	-	5,00,000	0.02
NVS Corporate Consultancy Services Pvt. Ltd.	-	-	5,00,000	5,00,000	0.03	-	5,00,000	0.02
Sandeep Mittal	-	-	5,00,000	5,00,000	0.03	-	5,00,000	0.02

Vivek Mahavir Jain	-	-	5,00,000	5,00,000	0.03	-	5,00,000	0.02
Vizvasa Investment & Holding Pvt Ltd	-	-	5,00,000	5,00,000	0.03	-	5,00,000	0.02
Manoj Budhia HUF	-	-	5,00,000	5,00,000	0.03	-	5,00,000	0.02
Growfast Securities & Credit Pvt. Ltd	-	-	5,00,000	5,00,000	0.03	-	5,00,000	0.02
Monika Choudhary	-	-	5,00,000	5,00,000	0.03	-	5,00,000	0.02
Surinder Kaur	-	-	5,00,000	5,00,000	0.03	-	5,00,000	0.02
Vikram Narang	-	-	5,00,000	5,00,000	0.03	-	5,00,000	0.02
Vikash Gupta	-	-	5,00,000	5,00,000	0.03	-	5,00,000	0.02
Sveltetech Technologies Pvt. Ltd.	-	-	5,00,000	5,00,000	0.03	-	5,00,000	0.02
Abhinav Gupta	-	-	5,00,000	5,00,000	0.03	-	5,00,000	0.02
Amanveer Singh	-	-	5,00,000	5,00,000	0.03	-	5,00,000	0.02
Avinash Agarwal	-	-	3,75,000	3,75,000	0.02	-	3,75,000	0.02
Amrita Agarwal	-	-	3,75,000	3,75,000	0.02	-	3,75,000	0.02
Vinit Gupta HUF	-	-	3,75,000	3,75,000	0.02	-	3,75,000	0.02
Ruchi Gupta	-	-	3,75,000	3,75,000	0.02	-	3,75,000	0.02
Umesh C Chhazzed	-	-	3,75,000	3,75,000	0.02	-	3,75,000	0.02
Rohit A Boda	-	-	3,75,000	3,75,000	0.02	-	3,75,000	0.02
Hiten Bhatia	-	-	3,75,000	3,75,000	0.02	-	3,75,000	0.02
Kishore Kewalram	-	-	3,75,000	3,75,000	0.02	-	3,75,000	0.02
Crowe Boda And Company Pvt. Ltd.	-	-	3,75,000	3,75,000	0.02	-	3,75,000	0.02
Kavita A Boda	-	-	3,75,000	3,75,000	0.02	-	3,75,000	0.02
Payal A Boda	-	-	3,75,000	3,75,000	0.02	-	3,75,000	0.02
Kaushik Soni	-	-	3,75,000	3,75,000	0.02	-	3,75,000	0.02
Raj Kumar Gupta	-	-	3,60,000	3,60,000	0.02	-	3,60,000	0.02
Surendra S Peety	-	-	3,45,000	3,45,000	0.02	-	3,45,000	0.02
Sunil Kumar Goel	-	-	2,50,000	2,50,000	0.01	-	2,50,000	0.01

Ashok Kumar Bansal	-	-	2,50,000	2,50,000	0.01	-	2,50,000	0.01
Sudhir Kumar Bansal	-	-	2,50,000	2,50,000	0.01	-	2,50,000	0.01
Sumeet Kumar Jain	-	-	2,50,000	2,50,000	0.01	-	2,50,000	0.01
Sumit Jain	-	-	2,50,000	2,50,000	0.01	-	2,50,000	0.01
Saraansh Bansal	-	-	2,50,000	2,50,000	0.01	-	2,50,000	0.01
Ramesh Shriniwas Heda	-	-	2,50,000	2,50,000	0.01	-	2,50,000	0.01
Prasad Taparia	-	-	2,50,000	2,50,000	0.01	-	2,50,000	0.01
Mohammed Mohiuddin Hamid	-	-	2,50,000	2,50,000	0.01	-	2,50,000	0.01
Akash Tapadia	-	-	2,50,000	2,50,000	0.01	-	2,50,000	0.01
Manju Asawa	-	-	2,50,000	2,50,000	0.01	-	2,50,000	0.01
Girish Jaju	-	-	2,50,000	2,50,000	0.01	-	2,50,000	0.01
Minni Kansal	-	-	2,50,000	2,50,000	0.01	-	2,50,000	0.01
Veena Garg	-	-	2,50,000	2,50,000	0.01	-	2,50,000	0.01
Rahul Kumar Sharma	-	-	1,25,000	1,25,000	0.01	-	1,25,000	0.01
Manish Jain	-	-	1,25,000	1,25,000	0.01	-	1,25,000	0.01
Sandeep Jain	-	-	1,25,000	1,25,000	0.01	-	1,25,000	0.01
Ashima Mahendru Singla	-	-	1,00,000	1,00,000	0.01	-	1,00,000	-
Sanjay Jhaver H	-	-	70,000	70,000	0.00	-	70,000	-
Raja Mimani	-	-	70,000	70,000	0.00	-	70,000	-
Anand Mundhra	-	-	70,000	70,000	0.00	-	70,000	-
Jaideep Singh Rathore	-	-	70,000	70,000	0.00	-	70,000	-
Raj Bansal	-	-	70,000	70,000	0.00	-	70,000	-
J B Boda Insurance Surveyors and Loss Assessors Private Limited	-	-	3,75,000	3,75,000	0.02	-	3,75,000	0.02
Shashank Agarwal	1,42,11,840	4.50	-	1,42,11,840	0.80	5,00,00,000	12,10,59,200	5.66
Shalabh Agarwal	2,56,11,840	8.11	-	2,56,11,840	1.44	5,00,00,000	17,80,59,200	8.33
Raghav Agarwal	-	-	-	-	-	5,00,00,000	5,00,00,000	2.34

Bharat Agarwal	-	-	-	-	-	5,00,00,000	5,00,00,000	2.34
Coeus Global Opportunities Fund	-	-	-	-	-	6,50,00,000	6,50,00,000	3.04
Vespara Fund Limited	-	-	-	-	-	5,00,00,000	5,00,00,000	2.34
Elara India Opportunities Fund	-	-	-	-	-	5,00,00,000	5,00,00,000	2.34

*\*These percentages have been calculated on the basis of fully paid up equity capital i.e. Rs. 31,57,05,280/- divided into 31,57,05,280 Equity Shares of Re. 1/- (Rupee One Only) each.*

*# These percentages have been calculated on the basis of post preferential paid up equity capital i.e. Rs. 177,35,26,400/- divided into 177,35,26,400 Equity Shares (including entitlement of Bonus equity Shares in the ratio of 4:1 on the existing equity shares of the Company i.e. 31,57,05,280/-) of Re. 1/- (Rupee One Only) each.*

*\$These percentages have been calculated on the basis of fully diluted paid up equity capital i.e. Rs. 213,85,26,400 divided into 213,85,26,400 Equity Shares of Re. 1/- (Rupee One Only) each.*

*^The above pre-preferential shareholding is based on the BENPOS available as on 19-01-2024*

**Thus, there will be no change in the control or management of the Company pursuant to the proposed preferential issue. However, voting rights will change in tandem with the change in shareholding pattern of the Company.**

**Annexure-3**

**Revised after exclusion of name of certain allottees from the list of proposed allottees along with changes in pre-preferential shareholding**

**The percentage of post preferential issue capital that may be held by the allottee(s) and change in control, if any, in the issuer consequent to the preferential issue**

Name of Proposed allottees	Pre-Issue Shareholding Structure including the Bonus allotment		Equity shares to be allotted	Post Issue Shareholding		Warrants to be allotted	Post Equity Shareholding (Presuming full conversion of Warrants)	
	No. of shares	%*		No. of shares	%#		No. of shares	%\$
North Star Opportunities Fund	-	-	5,13,75,000	5,13,75,000	2.90	-	5,13,75,000	2.41
Intuitive Alpha Investment Fund	-	-	75,00,000	75,00,000	0.42	-	75,00,000	0.35
Virat Services LLP	-	-	50,00,000	50,00,000	0.28	-	50,00,000	0.23
Prajal Bhandari	2,95,000	0.02	50,00,000	52,95,000	0.30	-	52,95,000	0.25
NAV Capital VCC-NAV Capital Emerging Star Fund	-	-	50,00,000	50,00,000	0.28	-	50,00,000	0.23
Tano Investment Opportunities Fund	-	-	50,00,000	50,00,000	0.28	-	50,00,000	0.23
Mariko Consultants Private Limited	-	-	50,00,000	50,00,000	0.28	-	50,00,000	0.23
Morde Foods Private Limited	-	-	37,50,000	37,50,000	0.21	-	37,50,000	0.18



Mansi Parag Shah	-	-	35,00,000	35,00,000	0.20	-	35,00,000	0.16
Natasha Singla	-	-	35,00,000	35,00,000	0.20	-	35,00,000	0.16
Pankaj Kumar Gupta	-	-	34,08,890	34,08,890	0.19	-	34,08,890	0.16
XCAP Investments Private Limited	-	-	25,00,000	25,00,000	0.14	-	25,00,000	0.12
Ravi Agarwal	-	-	25,00,000	25,00,000	0.14	-	25,00,000	0.12
Sneha Bhandari	-	-	25,00,000	25,00,000	0.14	-	25,00,000	0.12
Reena Karwa	-	-	25,00,000	25,00,000	0.14	-	25,00,000	0.12
Nexta Enterprises LLP	-	-	25,00,000	25,00,000	0.14	-	25,00,000	0.12
Madan Mohan HUF	-	-	25,00,000	25,00,000	0.14	-	25,00,000	0.12
Vijay Kumar Singla HUF	-	-	25,00,000	25,00,000	0.14	-	25,00,000	0.12
Mithan Lal and Sons HUF	-	-	25,00,000	25,00,000	0.14	-	25,00,000	0.12
Mithan Lal Singla	-	-	25,00,000	25,00,000	0.14	-	25,00,000	0.12
Silpa Bansal	-	-	25,00,000	25,00,000	0.14	-	25,00,000	0.12
Monesh Israni	-	-	20,00,000	20,00,000	0.11	-	20,00,000	0.09
Viney Equity Market LLP	-	-	20,00,000	20,00,000	0.11	-	20,00,000	0.09
Harish Kumar Sharma	-	-	18,75,000	18,75,000	0.11	-	18,75,000	0.09
Kushaal Saraf	-	-	18,50,000	18,50,000	0.10	-	18,50,000	0.09
Snehil Saraf	-	-	18,50,000	18,50,000	0.10	-	18,50,000	0.09
Shree Shyam Investments	-	-	17,36,110	17,36,110	0.10	-	17,36,110	0.08
Jandhyala Srinivas Murthy	-	-	15,00,000	15,00,000	0.08	-	15,00,000	0.07
Kusum Bansal	-	-	15,00,000	15,00,000	0.08	-	15,00,000	0.07
Rakesh Rosan Dalmia	-	-	15,00,000	15,00,000	0.08	-	15,00,000	0.07
Vaasu Garg	-	-	12,50,000	12,50,000	0.07	-	12,50,000	0.06
Vrinda Garg	-	-	12,50,000	12,50,000	0.07	-	12,50,000	0.06
Moheet Vinodkumar Agrawal	-	-	12,50,000	12,50,000	0.07	-	12,50,000	0.06
Ganesh Das Gupta	-	-	12,50,000	12,50,000	0.07	-	12,50,000	0.06
Rakesh Garg	-	-	12,50,000	12,50,000	0.07	-	12,50,000	0.06

Satvinder Kaur	-	-	10,00,000	10,00,000	0.06	-	10,00,000	0.05
Vardhman Jain	-	-	10,00,000	10,00,000	0.06	-	10,00,000	0.05
Lalit Kabra	-	-	10,00,000	10,00,000	0.06	-	10,00,000	0.05
A Prathap Reddy	-	-	10,00,000	10,00,000	0.06	-	10,00,000	0.05
Padigree Advisory Pvt. Ltd.	-	-	10,00,000	10,00,000	0.06	-	10,00,000	0.05
Viraf Kaikhushroo Chinoy	4,60,000	0.03	10,00,000	14,60,000	0.08	-	14,60,000	0.07
Sangeeta Venkatraman	-	-	10,00,000	10,00,000	0.06	-	10,00,000	0.05
Bijal Pritesh Vora	-	-	10,00,000	10,00,000	0.06	-	10,00,000	0.05
Madhushree Enterprises Pvt. Limited	-	-	10,00,000	10,00,000	0.06	-	10,00,000	0.05
RDHL Marketing Pvt Ltd	-	-	10,00,000	10,00,000	0.06	-	10,00,000	0.05
Uttamjit Singh Sabharwal	-	-	7,50,000	7,50,000	0.04	-	7,50,000	0.04
Abhishek Agarwala	-	-	7,00,000	7,00,000	0.04	-	7,00,000	0.03
Rajiv Jitendra Parekh	-	-	5,50,000	5,50,000	0.03	-	5,50,000	0.03
Anant Pal Singh	-	-	5,00,000	5,00,000	0.03	-	5,00,000	0.02
Vivek Bhauka	-	-	5,00,000	5,00,000	0.03	-	5,00,000	0.02
Ritee Prithviraj Jain	-	-	5,00,000	5,00,000	0.03	-	5,00,000	0.02
Amritlal A Mehta	-	-	5,00,000	5,00,000	0.03	-	5,00,000	0.02
Brij Mohan Gupta HUF	-	-	5,00,000	5,00,000	0.03	-	5,00,000	0.02
Sumit Gupta HUF	-	-	5,00,000	5,00,000	0.03	-	5,00,000	0.02
Sarwan Kumar Gupta	-	-	5,00,000	5,00,000	0.03	-	5,00,000	0.02
Pravina Gupta	-	-	5,00,000	5,00,000	0.03	-	5,00,000	0.02
Chandni Badhwar	-	-	5,00,000	5,00,000	0.03	-	5,00,000	0.02
Subbarami Reddy Oruganti	-	-	5,00,000	5,00,000	0.03	-	5,00,000	0.02
Srinivas Reddy	-	-	5,00,000	5,00,000	0.03	-	5,00,000	0.02
Sunil Agarwal	-	-	5,00,000	5,00,000	0.03	-	5,00,000	0.02
Hari Narayan Rathi	-	-	5,00,000	5,00,000	0.03	-	5,00,000	0.02
Keshav Parval	-	-	5,00,000	5,00,000	0.03	-	5,00,000	0.02
Basant Kumar Bafna	-	-	5,00,000	5,00,000	0.03	-	5,00,000	0.02

Haresh Somalal Vyas	-	-	5,00,000	5,00,000	0.03	-	5,00,000	0.02
Lata Sharad Shah	-	-	5,00,000	5,00,000	0.03	-	5,00,000	0.02
Gautam Bihari Lal Patel	-	-	5,00,000	5,00,000	0.03	-	5,00,000	0.02
Ranjeet Chuni Lal	-	-	5,00,000	5,00,000	0.03	-	5,00,000	0.02
N Ravichandran	-	-	5,00,000	5,00,000	0.03	-	5,00,000	0.02
Pratik Hasmukh Shah	-	-	5,00,000	5,00,000	0.03	-	5,00,000	0.02
Sambhavi Sinha	-	-	5,00,000	5,00,000	0.03	-	5,00,000	0.02
Ajit Hirji Dedhia	-	-	5,00,000	5,00,000	0.03	-	5,00,000	0.02
Feroz Farms and Holdings (P) Ltd.	-	-	5,00,000	5,00,000	0.03	-	5,00,000	0.02
NPRS Financial Services Pvt. Limited	-	-	5,00,000	5,00,000	0.03	-	5,00,000	0.02
Kshma Jaswant Shah	-	-	5,00,000	5,00,000	0.03	-	5,00,000	0.02
Piyush Bhupendra Gala	-	-	5,00,000	5,00,000	0.03	-	5,00,000	0.02
Kunal Kailash Parekh	50,000	-	5,00,000	5,50,000	0.03	-	5,50,000	0.03
Navin Mahavirprasad Dalmia	28,250	-	5,00,000	5,28,250	0.03	-	5,28,250	0.02
Karan Sanghvi	15,000	-	5,00,000	5,15,000	0.03	-	5,15,000	0.02
Santosh Dhondu Satam	-	-	5,00,000	5,00,000	0.03	-	5,00,000	0.02
Bharti Garg	-	-	5,00,000	5,00,000	0.03	-	5,00,000	0.02
Kanhaiyalal Rathi	-	-	5,00,000	5,00,000	0.03	-	5,00,000	0.02
Leela Vinod Nawandhar	-	-	5,00,000	5,00,000	0.03	-	5,00,000	0.02
Prakaash S Shah HUF	-	-	5,00,000	5,00,000	0.03	-	5,00,000	0.02
Mehul M Gandhi	-	-	5,00,000	5,00,000	0.03	-	5,00,000	0.02
Sonali Sanklecha	1,25,000	0.01	5,00,000	6,25,000	0.04	-	6,25,000	0.03
Narendra Parasmal Burad	-	-	5,00,000	5,00,000	0.03	-	5,00,000	0.02
NVS Corporate Consultancy Services Pvt. Ltd.	-	-	5,00,000	5,00,000	0.03	-	5,00,000	0.02
Sandeep Mittal	-	-	5,00,000	5,00,000	0.03	-	5,00,000	0.02
Vivek Mahavir Jain	-	-	5,00,000	5,00,000	0.03	-	5,00,000	0.02

Vizvasa Investment & Holding Pvt Ltd	-	-	5,00,000	5,00,000	0.03	-	5,00,000	0.02
Manoj Budhia HUF	-	-	5,00,000	5,00,000	0.03	-	5,00,000	0.02
Growfast Securities & Credit Pvt. Ltd	-	-	5,00,000	5,00,000	0.03	-	5,00,000	0.02
Monika Choudhary	-	-	5,00,000	5,00,000	0.03	-	5,00,000	0.02
Surinder Kaur	-	-	5,00,000	5,00,000	0.03	-	5,00,000	0.02
Vikram Narang	-	-	5,00,000	5,00,000	0.03	-	5,00,000	0.02
Vikash Gupta	-	-	5,00,000	5,00,000	0.03	-	5,00,000	0.02
Sveltetech Technologies Pvt. Ltd.	-	-	5,00,000	5,00,000	0.03	-	5,00,000	0.02
Abhinav Gupta	-	-	5,00,000	5,00,000	0.03	-	5,00,000	0.02
Amanveer Singh	-	-	5,00,000	5,00,000	0.03	-	5,00,000	0.02
Avinash Agarwal	-	-	3,75,000	3,75,000	0.02	-	3,75,000	0.02
Amrita Agarwal	-	-	3,75,000	3,75,000	0.02	-	3,75,000	0.02
Vinit Gupta HUF	-	-	3,75,000	3,75,000	0.02	-	3,75,000	0.02
Ruchi Gupta	-	-	3,75,000	3,75,000	0.02	-	3,75,000	0.02
Umesh C Chhazzed	-	-	3,75,000	3,75,000	0.02	-	3,75,000	0.02
Rohit A Boda	-	-	3,75,000	3,75,000	0.02	-	3,75,000	0.02
Hiten Bhatia	-	-	3,75,000	3,75,000	0.02	-	3,75,000	0.02
Kishore Kewalram	-	-	3,75,000	3,75,000	0.02	-	3,75,000	0.02
Crowe Boda And Company Pvt. Ltd.	-	-	3,75,000	3,75,000	0.02	-	3,75,000	0.02
Kavita A Boda	-	-	3,75,000	3,75,000	0.02	-	3,75,000	0.02
Payal A Boda	-	-	3,75,000	3,75,000	0.02	-	3,75,000	0.02
Kaushik Soni	-	-	3,75,000	3,75,000	0.02	-	3,75,000	0.02
Raj Kumar Gupta	-	-	3,60,000	3,60,000	0.02	-	3,60,000	0.02
Sunil Kumar Goel	-	-	2,50,000	2,50,000	0.01	-	2,50,000	0.01
Ashok Kumar Bansal	-	-	2,50,000	2,50,000	0.01	-	2,50,000	0.01
Sudhir Kumar Bansal	-	-	2,50,000	2,50,000	0.01	-	2,50,000	0.01

Sumeet Kumar Jain	-	-	2,50,000	2,50,000	0.01	-	2,50,000	0.01
Saraansh Bansal	-	-	2,50,000	2,50,000	0.01	-	2,50,000	0.01
Ramesh Shriniwas Heda	-	-	2,50,000	2,50,000	0.01	-	2,50,000	0.01
Prasad Taparia	-	-	2,50,000	2,50,000	0.01	-	2,50,000	0.01
Mohammed Mohiuddin Hamid	1,500	-	2,50,000	2,51,500	0.01	-	2,51,500	0.01
Akash Tapadia	-	-	2,50,000	2,50,000	0.01	-	2,50,000	0.01
Manju Asawa	-	-	2,50,000	2,50,000	0.01	-	2,50,000	0.01
Girish Jaju	-	-	2,50,000	2,50,000	0.01	-	2,50,000	0.01
Minni Kansal	-	-	2,50,000	2,50,000	0.01	-	2,50,000	0.01
Veena Garg	-	-	2,50,000	2,50,000	0.01	-	2,50,000	0.01
Rahul Kumar Sharma	-	-	1,25,000	1,25,000	0.01	-	1,25,000	0.01
Manish Jain	-	-	1,25,000	1,25,000	0.01	-	1,25,000	0.01
Sandeep Jain	2,000	-	1,25,000	1,27,000	0.01	-	1,27,000	0.01
Ashima Mahendru Singla	-	-	1,00,000	1,00,000	0.01	-	1,00,000	0.00
Sanjay Jhaver H	-	-	70,000	70,000	-	-	70,000	0.00
Raja Mimani	-	-	70,000	70,000	-	-	70,000	0.00
Anand Mundhra	-	-	70,000	70,000	-	-	70,000	0.00
Jaideep Singh Rathore	-	-	70,000	70,000	-	-	70,000	0.00
Raj Bansal	-	-	70,000	70,000	-	-	70,000	0.00
J B Boda Insurance Surveyors and Loss Assessors Private Limited	-	-	3,75,000	3,75,000	0.02	-	3,75,000	0.02
Shashank Agarwal	7,10,59,200	4.50	-	7,10,59,200	4.01	5,00,00,000	12,10,59,200	5.67
Shalabh Agarwal	12,80,59,200	8.11	-	12,80,59,200	7.23	5,00,00,000	17,80,59,200	8.34
Raghav Agarwal	-	-	-	-	-	5,00,00,000	5,00,00,000	2.34
Bharat Agarwal	-	-	-	-	-	5,00,00,000	5,00,00,000	2.34
Coeus Global Opportunities Fund	-	-	-	-	-	6,50,00,000	6,50,00,000	3.04
Vespara Fund Limited	-	-	-	-	-	5,00,00,000	5,00,00,000	2.34

Elara India Opportunities Fund	-	-	-	-	-	5,00,00,000	5,00,00,000	2.34
--------------------------------	---	---	---	---	---	-------------	-------------	------

*\*These percentages have been calculated on the basis of fully paid-up equity capital i.e. Rs. 157,85,26,400/- divided into 157,85,26,400 Equity Shares of Re. 1/- (Rupee One Only) each.*

*# These percentages have been calculated on the basis of post preferential paid-up equity capital i.e. Rs. 177,04,31,400/- divided into 177,04,31,400 Equity Shares of Re. 1/- (Rupee One Only) each.*

*\$These percentages have been calculated on the basis of fully diluted paid up equity capital i.e. Rs. 213,54,31,400 divided into 213,54,31,400 Equity Shares of Re. 1/- (Rupee One Only) each.*

**The Shareholding Pattern of the issuer before and after the preferential Issue**

Category	Pre-Issue Shareholding Structure including the Bonus allotment		Equity shares to be allotted	Post Issue shareholding		Warrants to be allotted	Post Issue (Presuming full conversion of Warrants)	
	No. of shares	%		No. of shares	%		No. of shares	%
<b>A) Promoter Shareholding</b>								
Indian								
a) Individuals	51,45,00,000	32.59	-	51,45,00,000	29.06	20,00,00,000	71,45,00,000	33.46
b) Body Corporate	43,25,30,000	27.40	-	43,25,30,000	24.43	-	43,25,30,000	20.25
c) any other i.e. HUF and LLP	4,86,00,000	3.08	-	4,86,00,000	2.75	-	4,86,00,000	2.28
Sub Total (A)(1)	99,56,30,000	63.07	-	99,56,30,000	56.24	20,00,00,000	1,19,56,30,000	55.99
2) Foreign Promoters	-	-	-	-	-	-	-	-
<b>Total Promoter Shareholding A=A1 +A2</b>	<b>99,56,30,000</b>	<b>63.07</b>	<b>-</b>	<b>99,56,30,000</b>	<b>56.24</b>	<b>20,00,00,000</b>	<b>1,19,56,30,000</b>	<b>55.99</b>
<b>B) Public Shareholding</b>								
B1) Institutional Investors	13,96,58,765	8.85	6,88,75,000	20,85,33,765	11.78	16,50,00,000	37,35,33,765	17.49
B2) Central Govt./Stat Govt./POI	-	-	-	-	-	-	-	-
Individuals	32,17,71,360	20.38	8,39,18,890	40,56,90,250	22.91	-	40,56,90,250	19.00

Body Corporate	9,77,87,345	6.19	1,80,00,000	11,57,87,345	6.54	-	11,57,87,345	5.42
Others (Including NRI, Clearing Members, HUF, LLP, Firm etc.)	2,36,78,930	1.50	2,11,11,110	4,47,90,040	2.53	-	4,47,90,040	2.10
<b>Total Public Shareholding B=B1+B2+ B3</b>	<b>58,28,96,400</b>	<b>36.93</b>	<b>19,19,05,000</b>	<b>77,48,01,400</b>	<b>43.76</b>	<b>16,50,00,000</b>	<b>93,98,01,400</b>	<b>44.01</b>
C) Non-Promoter - Non-Public	-	-	-	-	-	-	-	-
<b>Grand Total (A+B+C)</b>	<b>1,57,85,26,400</b>	<b>100</b>	<b>19,19,05,000</b>	<b>1,77,04,31,400</b>	<b>100</b>	<b>36,50,00,000</b>	<b>2,13,54,31,400</b>	<b>100</b>