

Date: 22nd May, 2018

To

The Manager-Listing
National Stock Exchange of India
Exchange Plaza, Bandra Kurla
Complex, Bandra East
Mumbai- 400051
Symbol- Salasar

The Secretary
Corporate Relationship Department
BSE Limited
P.J. Tower, Dalal Street,
Mumbai- 400001
Symbol- 540642

Dear Sirs,

Sub: Outcome of Board Meeting held on 22nd May, 2018

This is to inform you that the Board of Directors of the Company, at their meeting held today, approved the Audited Financial Results (Standalone and Consolidated) for the Financial Year ended March 31, 2018 and have also decided to recommend to the Shareholders for their approval, declaration of Final dividend at the rate of Rs. 1/- (Rupees One Only) per share (10% of the face value of Rs. 10/- each). The meeting concluded at 13:45 P. M. today.

Pursuant to Regulation 33 (3) (d) of SEBI (Listing Obligations and Disclosure Requirements) Regulations, 2015, the following are being filed separately.

1. Standalone and Consolidated Audited Financial Results for the quarter and the Financial Year ended March 31, 2018.
2. Auditors' Report on the Standalone Financial Results for the year ended March 31, 2018.
3. Auditors' Report on the Consolidated Financial Results for the year ended March 31, 2018.

Further we hereby declare that the statutory auditors have issued unmodified opinion on both the Standalone and Consolidated Financial Results.

You are requested to take the same on record.

By Order of the Board

For Salasar Techno Engineering limited,


Rahul Rastogi
Company Secretary
ACS No. 30320

SALASAR TECHNO ENGINEERING LTD.

Works : Unit-I : Khasra No. 265, 281- 283, Vill.- Parsaun- Dasna, P.O.- Jindal Nagar, Distt. Hapur- 201313 (U.P.)
Ph. : +91 8938802180 / 7351991000 **Fax :** +91-11-45823834

Unit-II : Khasra No. 1184, 1185, Vill.- Khera, P.O. Pilkhuwa, Teshil Dhaulana, Distt. Hapur- 245304 (U.P.) **Ph. :** +91 8938802184
Office : KL - 46, Kavi Nagar, Ghaziabad-201002 (U.P.) **Ph. :** +91 120 - 6546670, **Fax :** 91 - 11 - 45823834

CIN No. U23201DL2001PLC174076 **E-mail :** towers@salasartechno.com **Website :** www.salasartechno.com

An ISO 9001:2015, 14001:2015 & 18001:2007 CERTIFIED COMPANY

Regd office : E - 20, South Extension - 1, New Delhi - 110049

ARUN NARESH & CO.

Chartered Accountants

KP-1, PITAMPURA
NEW DELHI- 110034
TEL/FAX: 011-45138005
Email: ca.arunnaresh@gmail.com

Auditor's Report on the Standalone Financial Results of Salasar Techno Engineering Limited pursuant to Regulation 33 of the SEBI (Listing Obligations and Disclosure Requirements) Regulation, 2015

To

Board of Directors of

Salasar Techno Engineering Limited

1. We have audited the accompanying statement of Standalone Financial results of Salasar techno Engineering Limited ('the Company') for the Quarter ended 31st March 2018 and for the year ended 31st march 2018 (the Statement'), attached herewith, being submitted by the Company pursuant to the requirements of Regulation 33 of the SEBI (Listing Obligations and Disclosure Requirements) Regulations, 2015 ('Listing Regulations'), read with SEBI circular No. CIR/CFD/FAC/62/2016 dated 5th July, 2016 ('the Circular'). The Standalone financial results for the Quarter Ended 31st March, 2018 and year ended 31st March, 2018 have been prepared on the basis of the Standalone Financial Results for the nine-month period ended December 31, 2017, the audited annual standalone Ind AS financial statements as at and for the year ended March 31, 2018, and the relevant requirements of the Regulation and Circular, which are the responsibility of the Company's management and have been approved by the Board of Directors of the Company. Our responsibility is to express an opinion on these Standalone Financial Result based on our review of the Standalone Financial Results for the nine-month period ended December 31, 2017 which was prepared in accordance with the recognition and measurement principles laid down in Indian Accounting Standard ('Ind AS'), prescribed under section 133 of the Companies Act, 2013 read with relevant rules issued thereunder, as applicable and other accounting policies generally accepted in India and in compliance with regulation 33 of the Listing Regulations.



2. We conducted our Audit in accordance with the auditing standards generally accepted in India. Those standard require that we plan and perform the audit to obtain reasonable assurance about whether the Financial Results are free of material misstatements. Anaudit includes examining, on a test basis, evidence supporting the amounts disclosed as financial results. An audit also includes assessing the accounting principles used and significant estimates made by management. We believe that our audit provide a reasonable basis for our opinion.
3. Corresponding figures for the period/year ended March 31, 2017 included in the Standalone Financial Results were audited by another auditor who expressed an unmodified opinion dated 12th June, 2017
4. In our opinion and to the best of our information and according to the explanation given to us, these quarterly standalone financial results as well as the year to date results :
 - (i) Are presented in accordance with the requirements of the Regulation 33 of the SEBI (Listing Obligations and Disclosure Requirements) Regulations, 2015, in this regard; and
 - (ii) give a true and fair view of the net profit including other comprehensive income and other financial information for the quarter ended March 31, 2018 and for the year ended March 31, 2018.

for Arun Naresh & Company
Chartered Accountants
Firm Registration No: 007127N



Arun Kumar Jain
Partner
Membership No. 084598
Place: New Delhi
Date : 22-05-2018



SALASAR TECHNO ENGINEERING LIMITED
 Regd Office: E-20, South Extension-I, New Delhi -110049
 Website: www.salasartechno.com Telephone No. (011) 41648577 Email: compliance@salasartechno.com
 CIN: U23201DL2001PLC174076

STATEMENT OF AUDITED STANDALONE FINANCIAL RESULTS FOR THE QUARTER AND YEAR ENDED 31ST MARCH, 2018
 (₹ In Lakh except EPS)

Particulars	Quarter Ended		Year Ended	
	31-Mar-18 (Audited)	31-Dec-17 (Unaudited)	31-Mar-17 (Audited)	31-Mar-17 (Audited)
I. Income from operations	14,077.19	12,802.56	14,323.15	48,508.24
II. Other Income	77.37	28.10	18.17	117.54
III. Total Income (I + II)	14,154.56	12,830.66	14,341.31	48,625.78
IV. Expenses				
Cost of material consumed	10,966.22	9,263.60	8,624.43	34,778.61
Changes in Inventories of Finished goods, Work-in-progress and others	(1,695.91)	(172.71)	(916.98)	(1,788.09)
Excise duty			1,051.49	779.44
Employee benefits expenses	570.94	305.23	282.56	1,502.13
Finance costs	176.82	242.47	178.90	825.45
Depreciation and amortization expenses	43.46	41.60	32.72	156.41
Other Expenses	2,827.58	2,336.39	4,081.99	8,997.22
Total Expenses	12,889.10	12,016.58	13,335.11	45,251.17
V. Profit before exceptional items & tax (III - IV)	1,265.45	814.08	1,006.20	3,374.61
VI. Exceptional Items	32.73	-	2.12	25.62
VII. Profit before Tax (V - VI)	1,298.18	814.08	1,008.32	3,400.23
VIII. Tax Expenses				
Current Tax	471.38	260.59	371.11	1,170.60
Deferred Tax	(20.33)	22.71	(32.33)	(30.97)
IX. Net Profit for the period / year (VII- VIII)	847.13	530.78	669.54	2,260.59
Other Comprehensive Income (after tax)	1.74	-	(0.85)	1.74
X. Total Comprehensive Income (after tax)	848.87	530.78	668.69	2,262.33
				1,669.80


 F. Kumar
 Director

Paid up Equity Share Capital (Face value per share ₹ 10 each)	1,328.53	1,328.53	995.63	1,328.53	995.63
Reserves excluding Revaluation Reserves	N.A.	N.A.	N.A.	13,384.71	8,178.56
Earnings per equity share(Face value per share ₹ 10 each)					
Basic (₹)	6.92	4.34	6.72	18.47	16.77
Diluted (₹)	6.92	4.34	6.72	18.47	16.77

Notes:

- 1) The above Audited Standalone Financial Results have been reviewed and recommended by the Audit Committee on 22-May-2018 and approved and taken on record by Board of Directors in their meeting held on 22-May-2018. These results have been subject to limited review by the statutory auditors of the Company.
- 2) The Audited Standalone Financial Results for the quarter and year ended March 31, 2018 have been taken on record by the Board of Directors at its meeting held on 22-May-2018. The financial statements are prepared in accordance with the Indian Accounting Standards(IND AS) as prescribed under Section 133 of the Companies Act read with rule 3 of the Companies(Indian Accounting Standards) Rules, 2015 and Companies (Indian Accounting Standards) Amendment Rules ,2016.
- 3) In accordance with the requirements of Ind AS 18, Revenue from Operations for the quarter and year ended March 31, 2018 is shown net of Goods and Service Tax (GST). However, Revenue from Operations for the immediate preceding quarter, corresponding previous year quarter and previous financial year is shown inclusive of excise duty. For comparison purposes revenue excluding excise duty is given below:

Particulars	Quarter Ended		Year Ended	
	31-Mar-18	31-Mar-17	31-Mar-18	31-Mar-17
Revenue excluding excise duty (Rs. in lakh)	14,077.19	13,271.65	47,728.80	37,296.02

- 4) These financial statements are the Groups first IND AS Financial Statements. The Group has adopted all the IND-AS standards and the adoptions were carried out in accordance with IND-AS 101 : First Time Adoption of Indian Accounting Standards. The transition was carried out from Indian Accounting Policies generally accepted in India as prescribed under Section 133 of the Companies Act ,2013 read with Rule 7 of the Companies (Accounts) Rules ,2014 (GAAP), which was the previous GAAP.

5) Reconciliation of Statement of Profit and Loss as previously reported under IGAAP to IND AS


Particulars	Profit Reconciliation	
	Quarter ended March 31, 2017	Year ended March 31, 2017
Net Profit as per Previous Indian GAAP	667.74	1,676.54
Effects of transition to IND AS		
Actuarial Gain/Loss on employees benefit (net of tax)	(1.35)	(1.35)
Actuarial Gain/Loss on employees benefit recognised in the Profit & Loss A/c (net of tax)		1.35
Investment in Equity Shares fair value as per IND AS 109 (net of tax)	0.51	(8.53)
Discounting of Security Deposit received and corresponding impact on service cost/interest expense (net of tax)	1.79	1.79
Net Profit for the period under IND AS	368.69	1,669.80




The Reconciliation Statement has been provided in accordance with circular CIR/CFD/FAC/62/2016 issued by SEBI dated July 5, 2016 on account of Implementation of IND AS by listed companies.

- 6) The figures for the quarter ended 31 March 2018 are balancing figures between the audited figures in respect of the full financial year and year-to-date figures upto the third quarter ended 31 Dec-2017, which were subjected to limited review .
- 7). The Company is engaged in Manufacturing of Galvanized and Non-galvanized Steel Structures.
- 8). Figures for the previous periods have been regrouped, wherever necessary, to confirm to the current period's classification.
- 9). Weighted average equity shares used in computing earning per equity share.
- 10) The Board of Directors at its meeting held on 22-May-2018, has recommended a final dividend of Rs. 1.00 (Rupees One Only) per equity share.

For Salasar Techno Engineering Limited


Alok Kumar
Chairman and Managing Director

Date: 07-Feb-18

Place: New Delhi

SALASAR TECHNO ENGINEERING LIMITED
E- 20, South Extension - I, New Delhi - 110049
CIN : U23201DL2001PLC174076

**STATEMENT OF STANDALONE AUDITED FINANCIAL RESULT FOR THE QUARTER AND YEAR
ENDED MARCH 31, 2018**

BALANCE SHEET

(in Lakh)

Particular	Note No.	As at 31 March 2018	As at 31 March 2017
ASSETS			
Non-current Assets			
Property, Plant and Equipment	2	3,700.50	2,736.43
Capital Work-in-Progress	2	108.25	-
Financial assets			
(a) Investments	3	1,795.09	1,794.60
(b) Other financial asset	4	587.37	520.82
Current Assets			
Inventories	5	8,005.76	6,108.29
Financial Assets			
(a) Investments	6	40.59	120.55
(b) Trade Receivables	7	14,676.83	7,765.54
(c) Cash and Cash Equivalent	8	611.62	13.75
(d) Bank balances other than (c) above	9	843.08	564.31
(e) Other financial assets	10	932.08	1,767.41
Current tax assets (Net)		-	-
Other current assets	11	3,151.37	1,558.43
TOTAL ASSETS		34,452.55	22,950.14
EQUITY AND LIABILITIES			
Equity			
Equity Share Capital	12	1,328.53	995.63
Other Equity	13	13,384.71	8,178.56
Liabilities			
Non-current Liabilities			
Financial Liabilities			
(a) Borrowings	14	113.97	220.86
(b) Other Financial Liabilities	15	828.65	750.71
Provisions	16	99.43	75.10
Deferred Tax Liabilities (Net)	17	47.45	77.48
Other Non-current Liabilities	18	147.35	231.55
Current Liabilities			
Financial Liabilities			
(a) Borrowings	19	10,355.77	5,156.81
(b) Trade Payables	20	3,107.77	3,272.83
(c) Other Financial Liabilities	21	20.26	12.27
Provisions	22	28.02	92.51
Other Current Liabilities	23	4,836.23	3,685.40
Current Tax Liability (Net)	24	154.41	200.44
TOTAL EQUITY AND LIABILITIES		34,452.55	22,950.14



ARUN NARESH & CO.

Chartered Accountants

KP-1, PITAMPURA

NEW DELHI- 110034

TEL/FAX: 011-45138005

Email: ca.arunnaresh@gmail.com

Auditor's Report On Quarterly Consolidated Financial Results and Consolidated Year to Date Results of the Company Pursuant to the Regulation 33 of the SEBI (Listing Obligations and Disclosure Requirements) Regulations, 2015

To

Board of Directors of

Salasar Techno Engineering Limited

1. We have audited the accompanying statement of quarterly consolidated financial results of Salasar Techno Engineering Limited ('the Company') comprising its subsidiaries (together, 'the group'), its associates and joint venture for the quarter ended March 31, 2018 and the consolidated financial results for the year ended March 31, 2018 ('the Statement', attached herewith, being submitted by the company pursuant to the requirement of Regulation 33 of the SEBI (Listing Obligations and Disclosure Requirements) Regulations, 2015. These consolidated financial results for the Quarter ended March 31, 2018 and year ended March 31, 2018 have been prepared on the basis of the Consolidated Financial results for the nine month period ended December 31, 2017 the audited annual consolidated Ind AS financial statements as at and for the year ended March 31, 2018, and the relevant requirements of the Regulation and Circular, which are the responsibility of the Company's management and have been approved by the Board of Directors of the Company. Our responsibility is to express an opinion on these consolidated financial results based on our audit of such consolidated financial results for the nine month period ended December 31, 2017, which was prepared in accordance with the recognition and measurement principles laid down in Indian Accounting Standard ('Ind AS'), prescribed under section 133 of the Companies Act, 2013 read with relevant rules issued thereunder, as applicable and other accounting policies generally accepted in India and in compliance with regulation 33 of the Listing Regulations.
2. We conducted our audit in accordance with the auditing standards generally accepted in India. Those standards require that we plan and perform the audit to obtain reasonable assurance about whether the financial results are free of material misstatement(s). An audit includes examining, on a test basis, evidence supporting



the amounts disclosed as financial results. An audit also includes assessing the accounting principles used and significant estimates made by management. We believe that our audit provides a reasonable basis for our opinion.

3. The consolidated annual financial results include the net profit of Rs. 645.76 Lakh For the year ended march 31, 2018 in respect of Wholly own Subsidiary and Joint Venture. These annual Financial Statements are audited and have been furnished to us by Management and our opinion in so far as it relates to the amounts included in respect of this Wholly own Subsidiary and Joint venture is based solely on such audited financial statements. Our opinion is not modified in respect of this matter.

Corresponding figures for the period/year ended March 31, 2017 included in the Consolidated Financial Results were audited by another auditor who expressed an unmodified opinion dated 12th June, 2017

4. In our opinion and to the best of our information and according to the explanations given to us these consolidated quarterly financial results as well as the consolidated year to date results:

(i) includes the results of the following entities;

- a. **Salasar Stainless Limited a wholly own subsidiary of the Company**
- b. **Sikka-Salasar Joint Venture of the Company**

(ii) are presented in accordance with the requirements of the Regulation read with the Circular, in this regard; and

(iii) give a true and fair view of the Consolidated net profit including other comprehensive income and other financial information for the Quarter ended march 31, 2018 and for the year ended march 31, 2018;

For Aurn Naresh & Company

Chartered Accountants

Firm Registration No: 007127N



Arun Kumar Jain
Partner

Membership No. 084598

Place: New Delhi

Date: 22-05-2018



SALASAR TECHNO ENGINEERING LIMITED

Regd Office: E-20, South Extension-I, New Delhi -110049

Website: www.salasartechno.com Telephone No. (011) 41648577 Email: compliance@salasartechno.com

CIN: U23201DL2001PLC174076

STATEMENT OF AUDITED CONSOLIDATED FINANCIAL RESULTS FOR THE QUARTER AND YEAR ENDED 31st MARCH, 2018
(₹ in Lakh except EPS)

Particulars	Quarter Ended			Year Ended	
	31-Mar-18	31-Dec-17	31-Mar-17	31-Mar-18	31-Mar-17
	(Audited)	(Unaudited)	(Audited)	(Audited)	(Audited)
I. Income from operations	14,577.42	13,226.41	14,590.31	50,268.71	41,624.11
II. Other Income	81.29	29.65	19.64	123.94	35.86
III. Total Income (I + II)	14,658.71	13,256.06	14,609.94	50,392.65	41,659.97
IV. Expenses					
Cost of material consumed	11,175.98	9,425.45	8,803.25	35,538.85	26,668.98
Changes in Inventories of Finished goods, Work-in-progress and others	(1,741.69)	(213.13)	(872.35)	(1,901.38)	(2,494.50)
Excise duty			1,076.39	794.64	3,195.54
Employee benefits expenses	795.48	489.15	463.19	2,296.29	1,424.60
Finance costs	176.85	242.63	229.76	841.68	744.99
Depreciation and amortization expenses	91.70	109.21	86.39	386.09	328.85
Other Expenses	2,743.89	2,050.16	3,745.66	8,138.79	8,962.20
Total Expenses	13,242.20	12,103.46	13,532.29	46,094.97	38,830.66
V. Profit before exceptional items, share of net profit of investments accounted for using equity method & tax (III - IV)	1,416.51	1,152.60	1,077.65	4,297.67	2,829.31
VI. Share of net profit of investments accounted for using equity method	(7.62)	3.93			
VII. Profit before exceptional items & tax (V + VI)	1,408.88	1,156.53	1,077.65	4,297.67	2,829.31
VIII. Exceptional Items	32.73		2.12	25.62	50.83
IX. Profit before Tax (VII + VIII)	1,441.61	1,156.53	1,079.77	4,323.29	2,880.14




X	Tax Expenses								
	Current Tax	503.49	329.10	385.90	1,420.81	1,056.63			
	Deferred Tax	(8.41)	(18.87)	(12.28)	(60.10)	(45.89)			
	MAT Credit			10.67					
XI.	Net Profit for the period / year (IX-X)	946.53	846.30	716.82	2,962.59	1,869.40			
	Other Comprehensive Income (after tax)	4.73		0.25	4.73	(0.26)			
XII.	Total Comprehensive Income (after tax)	951.26	846.30	717.07	2,967.32	1,869.15			
	Paid up Equity Share Capital (Face value per share ₹ 10 each)	1,328.53	1,328.53	995.63	1,328.53	995.63			
	Reserves excluding Revaluation Reserves	N.A.	N.A.	N.A.	14,570.85	8,660.19			
	Earnings per equity share(Face value per share ₹ 10 each)								
	Basic (₹)	7.74	6.92	7.20	24.21	18.77			
	Diluted (₹)	7.74	6.92	7.20	24.21	18.77			

Notes:

- 1) The above audited Consolidated Financial Results have been reviewed and recommended by the Audit Committee on 22-May-2018 and approved and taken on record by Board of Directors in their meeting held on 22-May-2018. These results have been subject to limited review by the statutory auditors of the Company.
- 2) The audited consolidated financial results for the quarter and year ended March 31,2018 have been taken on record by the Board of Directors at its meeting held on 22-May-2018. The financial statements are prepared in accordance with the Indian Accounting Standards(IND AS) as prescribed under Section 133 of the Companies Act read with rule 3 of the Companies(Indian Accounting Standards) Rules, 2015 and Companies (Indian Accounting Standards) Amendment Rules ,2016.
- 3) In accordance with the requirements of Ind AS 18, Revenue from Operations for the quarter ended 31 December, 2017 is shown net of Goods and Service Tax (GST). However, Revenue from Operations for the immediate preceding quarter, corresponding previous year quarter, previous half year and previous financial year is shown inclusive of excise duty. For comparison purposes revenue excluding excise duty is given below:

Particulars	Quarter Ended			Year Ended	
	31-Mar-18	31-Dec-17	31-Mar-17	31-Mar-18	31-Mar-17
Revenue excluding excise duty (Rs. in lakh)	14,577.42	13,226.41	13,513.91	49,474.07	38,428.57

- 4) These financial statements are the Groups first IND AS Financial Statements. The Group has adopted all the IND-AS standards and the adoptions were carried out in accordance with IND-AS 101 : First Time Adoption of Indian Accounting Standards. The transition was carried out from Indian Accounting Policies generally accepted in India as prescribed under Section 133 of the Companies Act, 2013 read with Rule 7 of the Companies (Accounts) Rules ,2014 (IGAAP), which was the previous GAAP.




5) Reconciliation of Statement of Profit and Loss as previously reported under IGAAP to IND AS

Particulars	Profit Reconciliation	
	Quarter ended March 31, 2017	Year ended March 31, 2017
Net Profit as per Previous Indian GAAP	715.03	1,875.89
Effects of transition to IND AS		
Actuarial Gain/Loss on employees benefit (net of tax)	(0.27)	(0.27)
Actuarial Gain/Loss on employees benefit recognised in the Profit & Loss A/c (net of tax)	-	0.27
Investment in Equity Shares fair value as per IND AS 109 (net of tax)	0.52	(8.53)
Discounting of Security Deposit received and corresponding impact on service cost/interest expense (net of tax)	1.79	1.79
Net Profit for the period under IND AS	717.07	1,869.15

The Reconciliation Statement has been provided in accordance with circular CIR/CFD/FAC/62/2016 issued by SEBI dated July 5, 2016 on account of implementation of IND AS by listed companies.

- 6) The figures for the quarter ended 31 March 2018 are balancing figures between the audited figures in respect of the full financial year and year-to-date figures upto the third quarter ended 31 Dec-2017, which were subjected to limited review .
- 7) The Company is engaged in Manufacturing of Galvanized and Non-galvanized Steel Structures.
- 8) Figures for the previous periods have been regrouped, wherever necessary, to confirm to the current period's classification.
- 9) Weighted average equity shares used in computing earning per equity share.
- 10) The Board of Directors at its meeting held on 22-May-2018, has recommended a final dividend of Rs. 1.00 (Rupees One Only) per equity share.

For Salasar Techno Engineering Limited


Alok Kumar
Managing Director
Date: 22-May-18
Place: New Delhi



SALASAR TECHNO ENGINEERING LIMITED

E-20, South Extension -I, New Delhi -110049

CIN : U23201DL2001PLC174076

CONSOLIDATED BALANCE SHEET AS AT 31ST MARCH, 2018

Particular	Note No.	As at 31 March 2018	As at 31 March 2017
ASSETS			
Non-current Assets			
Property, Plant and Equipment	2	7,170.94	6,157.77
Capital Work -in- Progress	2	108.25	-
Goodwill on Consolidation		-	-
Intangible Assets	3	-	0.42
Financial assets			
(a) Investment in Joint Venture	4	-	-
(b) Other Financial Asset	5	630.80	562.98
Current Assets			
Inventories	6	8,901.23	6,881.52
Financial Assets			
(a) Investments	7	40.59	120.55
(b) Trade Receivables	8	15,162.00	7,970.64
(c) Cash and Cash Equivalent	9	615.19	22.73
(d) Bank balances other than (c) above	10	893.75	614.99
(e) Other financial assets	11	947.65	1,779.06
Current tax assets (Net)	12	-	-
Other current assets	13	2,362.61	1,427.22
TOTAL ASSETS		36,833.01	25,537.88
EQUITY AND LIABILITIES			
Equity			
Equity Share Capital	14	1,328.53	995.63
Other Equity	15	14,570.85	8,660.19
Liabilities			
Non-current Liabilities			
Financial Liabilities			
(a) Borrowings	16	477.47	704.95
(b) Other financial liabilities	17	828.65	750.71
Provisions	18	123.25	90.07
Deferred Tax Liabilities (Net)	19	197.07	206.49
Other Non-current Liabilities	20	147.35	231.55
Current Liabilities			
Financial Liabilities			
(a) Borrowings	21	10,424.88	6,160.45
(b) Trade Payables	22	3,201.26	3,410.44
(c) Other financial liabilities	23	20.26	12.27
Provisions	24	28.58	100.81
Other Current Liabilities	25	5,221.43	3,984.75
Current Tax Liability (Net)	26	263.45	229.57
Total		36,833.01	25,537.88

