

Independent Auditor's Limited Review Report

The Board of Directors
SALASAR TECHNO ENGINEERING LIMITED
E-20 South Extension-1
New Delhi-110049

1. We have reviewed the accompanying statement of Unaudited Standalone Financial Results of **M/S SALASAR TECHNO ENGINEERING LIMITED ("the Company")** for the quarter ended on **30th September 2023 and year to date from April 01, 2023 to September 30, 2023**(the "Statement") attached herewith, being submitted by the Company pursuant to the requirements of Regulation 33 of the SEBI (Listing Obligations and Disclosure Requirements) Regulations, 2015 ('the Regulation') as amended, read with SEBI Circular No. CIR/CFD/CMDI/44/2019 dated March 29, 2019 ('the Circular').
2. The preparation of the Statement in accordance with the recognition and measurement principles laid down in Indian Accounting Standard 34, (Ind AS 34) "Interim Financial Reporting" prescribed under Section 133 of the Companies Act, 2013, as amended, read with relevant rules issued there under and other accounting principles generally accepted in India, read with the Circular is the responsibility of the Company's management and has been approved by the Board of Directors of the Company. Our responsibility is to express a conclusion on the Statement based on our review.
3. We conducted our review of the Statement in accordance with the Standard on Review Engagements (SRE) 2410, "Review of Interim Financial Information Performed by the Independent Auditor of the Entity" issued by the Institute of Chartered Accountants of India. This standard requires that we plan and perform the review to obtain moderate assurance as to whether the Statement is free of material misstatement. A review is limited primarily to inquiries of company personnel and analytical procedures applied to financial data and thus provides less assurance than an audit. We have not performed an audit and accordingly, we do not express an audit opinion.
4. Based on our review conducted as above, nothing has come to our attention that causes us to believe that the accompanying Statement, prepared in accordance with the recognition and measurement principles laid down in the aforesaid Indian Accounting Standards ('Ind AS') specified under Section 133 of the Companies Act, 2013 as amended, read with relevant rules issued there under and other recognized accounting practices and policies has not disclosed the information required to be disclosed in terms of the Regulation, read with the Circular, including the manner in which it is to be disclosed, or that it contains any material misstatement.

For VAPS & CO
Chartered Accountants
Firm Registration No.: 003612N


CA Praveen Kumar Jain
Partner
Membership No. - 082515
UDIN:24082515BKBYNT8281



NOIDA
October 22, 2024

SALASAR TECHNO ENGINEERING LIMITED

Regd Office: E-20, South Extension-I, New Delhi -110049

Website: www.salasartechno.com Telephone No. (011) 41648577 Email: compliance@salasartechno.com

CIN: L23201DL2001PLC174076

STATEMENT OF UNAUDITED STANDALONE FINANCIAL RESULTS FOR THE QUARTER AND HALF YEAR ENDED 30TH SEP, 2024

(₹ in Lakh)

Particulars	Quarter ended			Half Year Ended		Year ended
	30-Sep-24 (Unaudited)	30-Jun-24 (Unaudited)	30-Sep-23 (Unaudited)	30-Sep-24 (Unaudited)	30-Sep-23 (Unaudited)	31-Mar-24 (Audited)
1 Income from operations	27,638.26	29,156.68	27,525.94	56,794.94	53,700.31	1,19,692.34
2 Other Income	152.25	85.45	30.11	237.70	76.01	341.58
3 Total Income (1 + 2)	27,790.51	29,242.13	27,556.05	57,032.64	53,776.32	1,20,033.92
4 Expenses						
Cost of revenue from operations	22,714.19	27,972.54	22,525.80	50,686.73	45,085.73	1,01,193.42
Changes in Inventories of Finished goods, Work-in-progress and others	(465.16)	(4,244.30)	(552.42)	(4,709.46)	(1,655.72)	(5,005.55)
Employee benefits expenses	1,280.50	1,267.01	1,321.93	2,547.51	2,551.45	5,253.42
Finance costs	1,183.79	1,198.79	1,060.18	2,382.58	1,878.08	4,362.02
Depreciation and amortization expenses	306.42	300.14	229.15	606.56	451.87	1,021.19
Other Expenses	1,639.55	1,440.77	1,731.26	3,080.32	2,861.27	6,270.99
Total Expenses	26,659.29	27,934.95	26,315.90	54,594.24	51,172.68	1,13,095.50
5 Profit before exceptional items & tax (3-4)	1,131.22	1,307.18	1,240.15	2,438.40	2,603.64	6,938.42
6 Exceptional items	-	-	-	-	-	-
7 Profit before Tax (5-6)	1,131.22	1,307.18	1,240.15	2,438.40	2,603.64	6,938.42
8 Tax Expenses						
Current Tax	216.92	309.19	337.76	526.11	680.48	1,690.91
Deferred Tax	22.04	15.49	(17.83)	37.53	(10.20)	116.84
9 Net Profit for the period / year (7-8)	892.25	982.50	920.22	1,874.75	1,933.36	5,130.67
Other Comprehensive Income (after tax)	0.74	-	-	0.74	-	1.71
10 Total Comprehensive Income (after tax)	892.99	982.50	920.22	1,875.49	1,933.36	5,132.38
11 Paid up Equity Share Capital (Face Value : ₹ 1 per Share)	17,267.70	17,267.70	3,157.05	17,267.70	3,157.05	15,785.26
12 Other Equity excluding Revaluation Reserves	N.A.	N.A.	N.A.	N.A.	N.A.	29,020.88
13 Earnings per equity share						
Basic (₹)	0.05	0.06	0.06	0.11	0.12	0.33
Diluted (₹)	0.05	0.06	0.06	0.11	0.12	0.33

SALASAR TECHNO ENGINEERING LIMITED
Standalone Segmentwise Revenue, Results, Assets and Liabilities

(₹ in Lakh)


Particulars	Quarter ended			Half Year Ended		Year ended
	30-Sep-24 (Unaudited)	30-Jun-24 (Unaudited)	30-Sep-23 (Unaudited)	30-Sep-24 (Unaudited)	30-Sep-23 (Unaudited)	31-Mar-24 (Audited)
1 Segment Revenue						
a. Steel Structures	17,408.75	18,527.54	19,927.83	35,936.29	39,308.70	82,513.01
b. EPC Projects	10,804.71	11,699.11	8,814.12	22,503.82	16,488.10	43,134.45
c. Unallocated Segment	-	-	-	-	-	-
	28,213.46	30,226.65	28,741.95	58,440.11	55,796.80	1,25,647.45
Less: Inter Segment Revenue	575.20	1,069.97	1,216.01	1,645.17	2,096.49	5,955.11
Total Revenue from Operations	27,638.26	29,156.68	27,525.94	56,794.94	53,700.31	1,19,692.34
2 Segment Results						
a. Steel Structures	2,057.86	1,592.52	1,930.24	3,650.38	4,226.03	8,338.75
b. EPC Projects	581.71	1,264.75	915.30	1,846.46	1,169.13	4,303.21
Total Segment Results	2,639.57	2,857.27	2,845.54	5,496.84	5,395.16	12,641.96
Less:						
(i) Finance costs	1,183.79	1,198.79	1,060.18	2,382.58	1,878.08	4,362.02
(ii) Net unallocated expenditure/(income)	324.56	351.30	545.21	675.86	913.44	1,341.52
Total Profit Before Tax	1,131.22	1,307.18	1,240.15	2,438.40	2,603.64	6,938.42
3 Segment Assets						
a. Steel Structures	74,607.89	82,139.43	70,677.99	74,607.89	70,677.99	72,913.63
b. EPC Projects	42,269.23	33,838.94	25,260.60	42,269.23	25,260.60	32,704.37
Total Segment Assets	1,16,877.12	1,15,978.37	95,938.59	1,16,877.12	95,938.59	1,05,618.00
Add: Unallocated	25,362.61	24,812.88	6,164.01	25,362.61	6,164.01	8,034.75
Total Assets	1,42,239.73	1,40,791.25	1,02,102.60	1,42,239.73	1,02,102.60	1,13,652.75
4 Segment Liabilities						
a. Steel Structures	27,441.31	25,741.41	17,414.14	27,441.31	17,414.14	24,581.71
b. EPC Projects	6,013.45	5,620.06	6,530.95	6,013.45	6,530.95	7,521.12
Total Segment Liabilities	33,454.76	31,361.47	23,945.09	33,454.76	23,945.09	32,102.83
Add: Unallocated	38,823.74	40,361.54	36,550.39	38,823.74	36,550.39	36,743.79
Total Liabilities	72,278.50	71,723.01	60,495.48	72,278.50	60,495.48	68,846.62



Notes:

- 1 The above unaudited standalone financial results have been reviewed by the Audit Committee and approved by the Board of Directors at their meetings held on 22-October-2024. The statutory auditors of the Company have conducted limited review of these financial results, pursuant to Regulation 33 of SEBI (Listing Obligations and Disclosure Requirements), Regulations 2015.
- 2 These unaudited standalone financial results are prepared in accordance with the Indian Accounting Standards (IND AS) as prescribed under Section 133 of the Companies Act read with rule 3 of the Companies (Indian Accounting Standards) Rules, 2015 and Companies (Indian Accounting Standards) Amendment Rules, 2016.
- 3 The Company is engaged in the business of two segments i.e. 1) Manufacturing of Galvanized and Non-galvanized Steel Structures i.e. Steel Structure and 2) Engineering, Procurement and Construction (EPC).
- 4 The company has participated in E Auction for acquisition of M/s EMC Ltd (under Liquidation) organised by the Liquidator (As appointed by Hon'ble NCLT, Kolkata) on 14.03.2024 and was declared successful bidder for acquisition of M/s EMC Ltd as going concern. The company has now paid full amount of Rs 179.27 Crores and the Liquidator is in the process of transferring the company to M/s Salasar Techno Engineering Ltd.
- 5 Figures for the previous periods / year have been regrouped, wherever necessary, to confirm to the current period's classification.
- 6 The unaudited standalone financial results for the quarter and half year ended 30 Sep, 2024 are available on the website of the Company (www.salasartechno.com) and on Stock Exchanges website (www.bseindia.com and www.nseindia.com).

For and on behalf of
SALASAR TECHNO ENGINEERING LIMITED



ALOK KUMAR
Chairman-cum- Managing Director

Date: 22-Oct- 2024
Place: Noida (U.P.)




STATNDALONE STATEMENT OF ASSETS AND LIABILITIES AS AT SEP 30, 2024

(₹ in Lakh)

Particular	As at 30 September 2024	As at 31 March 2024
	(Unaudited)	(Audited)
ASSETS		
Non-current Assets		
Property, Plant and Equipment	20,538.01	22,632.22
Capital Work-in-Progress	-	-
Right of Use Assets	1,229.09	1,239.42
Intangible Assets	23.97	27.65
Financial Assets		
(a) Investments	17,959.87	7.20
(b) Other Financial Asset	3,836.12	3,405.31
Other Non-current Assets	87.35	102.57
Current Assets		
Inventories	39,260.48	33,911.40
Financial Assets		
(a) Investments	6.85	7.09
(b) Trade Receivables	32,193.83	31,630.31
(c) Cash and Cash Equivalent	135.74	82.20
(d) Bank balances other than (c) above	2,241.01	2,503.54
(e) Other Financial Assets	17,775.35	14,884.63
Other Current Assets	6,891.86	3,204.64
Current Tax Assets (net)	60.20	14.56
TOTAL ASSETS	1,42,239.73	1,13,652.75
EQUITY AND LIABILITIES		
Equity		
Equity Share Capital	17,267.70	15,785.26
Other Equity	52,693.53	29,020.88
Liabilities		
Non-current Liabilities		
Financial Liabilities		
(a) Borrowings	3,303.90	3,897.62
(b) Lease Liabilities	132.29	132.40
Provisions	446.39	445.92
Deferred Tax Liabilities (net)	665.40	627.47
Other Non-current Liabilities	7.69	7.69
Current Liabilities		
Financial Liabilities		
(a) Borrowings	33,580.33	30,931.11
(b) Trade Payables		
(i) Dues of micro and small enterprises (MSME)	1,027.74	938.82
(ii) Dues of creditors other than MSME	8,738.76	8,578.04
(c) Other Financial Liabilities	2.18	2.45
Provisions	39.73	43.36
Other Current Liabilities	24,334.09	23,241.73
Current Tax Liability (Net)	-	-
TOTAL EQUITY AND LIABILITIES	1,42,239.73	1,13,652.75

For and on behalf of

SALASAR TECHNO ENGINEERING LIMITED



ALOK KUMAR

Chairman-cum- Managing Director

Date: 22-Oct- 2024

Place: Noida (U.P.)




STATNDALONE CASH FLOW STATEMENT FOR THE PERIOD ENDED SEP 30, 2024

(₹ in Lakh)

Particulars	Period ended 30 September 2024	Year ended 31 March 2024
Cash Flow from Operating Activities		
Profit Before Tax	2,438.40	6,938.42
Adjustment for:		
Depreciation and amortisation expenses	606.56	1,021.19
Finance costs	2,382.58	4,362.02
Dividend income	-	-
Interest income	(183.06)	(339.64)
(Gain)/ loss on sale of property, plant and equipment	-	1.06
Bad debts written off	-	17.10
Provision for doubtful debts	61.50	113.40
Electricity duty refundable	(4.65)	(10.88)
Provision for employee benefits expense	(2.02)	76.34
(Gain)/ loss on fair valuation of assets	0.25	(1.94)
Gain on sale of current investment		
Operating profit before working capital changes	5,299.55	12,177.09
Adjustments for working capital		
Adjustment for (increase)/ decrease in operating assets		
Inventories	(5,349.08)	(7,636.97)
Trade receivables	(625.02)	965.53
Other financial assets	(2,890.72)	(9,306.98)
Other non-current assets	15.22	273.67
Other current assets	(3,732.85)	149.77
Adjustment for increase/ (decrease) in operating liabilities		
Trade payables	249.64	2,380.20
Other current liabilities	1,080.48	7,400.37
Other financial liabilities	(0.27)	(0.50)
Other non-current liabilities		
Cash generated from operations	(5,953.04)	6,402.19
Income Tax Paid	526.11	1,690.91
Net cash generated from operating activities (A)	(6,479.15)	4,711.28
Cash Flow from Investing Activities		
Sale (purchase) of current investments	(0.00)	-
Interest Income	183.06	131.52
Investments	(17,952.67)	(1.00)
Purchase of property, plant and equipment	(554.70)	(5,574.02)
Acquisition of right -of-use assets	(0.00)	0.00
Bank balance (not consider as cash and cash equivalents)	262.53	(425.07)
Proceeds from sale of property, plant and equipment	2,056.35	4.15
Net Cash Flow from other financial assets	(426.16)	(1,916.10)
Net cash used in investing activities (B)	(16,431.59)	(7,780.52)
Cash Flow from Financing Activities		
Proceeds from issue of share capital	23,279.60	-
Proceeds from non-current borrowings	(593.72)	17.06
Proceeds from current borrowings	2,649.22	7,767.13
Dividend paid	-	(315.71)
Finance costs	(2,370.81)	(4,351.42)
Net Cash Flow from Financing Activities (C)	22,964.29	3,117.06
Net Changes in Cash & Cash Equivalents (A + B + C)	53.54	47.83
Add : Opening Cash & Cash Equivalents	82.20	34.37
Closing Cash & Cash Equivalents	135.74	82.20

For and on behalf of
SALASAR TECHNO ENGINEERING LIMITED


ALOK KUMAR

Chairman-cum- Managing Director

Date: 22-Oct- 2024

Place: Noida (U.P.)



Independent Auditor's Limited Review Report

The Board of Directors
SALASAR TECHNO ENGINEERING LIMITED
E-20 South Extension-1
New Delhi-110049

1. We have reviewed the accompanying Statement of unaudited Consolidated Financial Results of **Salasar Techno Engineering Limited** ("the Parent") and its subsidiaries (the Parent and its subsidiaries together referred to as ('the Group') and its share of the net profit/(loss) after tax and total comprehensive income /loss of its associates and joint ventures for the quarter ended **30th September 2024 and year to date from April 01,2024 to September 30, 2024** (the "Statement") attached herewith, being submitted by the Parent pursuant to the requirements of Regulation 33 of the SEBI (Listing Obligations and Disclosure Requirements) Regulations, 2015 as amended ('the Regulation'), read with SEBI Circular No. CIR/CFD/CMDI/44/2019 dated March 29, 2019 ('the Circular'). Attention is drawn to the fact that the consolidated figures for the corresponding quarter ended September 30, 2022, and corresponding period from April 01,2023 to September 30, 2023, as reported in these unaudited consolidated financial results have been approved by the Parent's Board of Directors, but have not been subjected to review.
2. This Statement, which is the responsibility of the Parent's Management and approved by the Parent's Board of Directors, has been prepared in accordance with the recognition and measurement principles laid down in Indian Accounting Standard 34, (Ind AS 34) "Interim Financial Reporting" prescribed under Section 133 of the Companies Act, 2013 as amended, read with relevant rules issued there under and other accounting principles generally accepted in India read with the Circular. Our responsibility is to express a conclusion on the Statement based on our review.
3. We conducted our review of the Statement in accordance with the Standard on Review Engagements (SRE) 2410, "Review of interim Financial Information Performed by the Independent Auditor of the Entity" issued by the Institute of Chartered Accountants of India. A review of interim financial information consists of making inquiries, primarily of persons responsible for financial and accounting matters, and applying analytical and other review procedures. A review is substantially less in scope than an audit conducted in accordance with Standards on Auditing and consequently does not enable us to obtain assurance that we would become aware of all significant matters that might be identified in an audit. Accordingly, we do not express an audit opinion.

We also performed procedures in accordance with the Circular issued by the Securities and Exchange Board of India under Regulation 33(8) of the SEBI (Listing Obligations and Disclosure Requirements) Regulations, 2015 as amended, to the extent applicable.



4. The financial statement includes results of following entities:

S. No.	Company Name	Nature
1.	Salasar Techno Engineering Limited	Holding Company
	Subsidiary Entity	
2.	- Salasar – HPL JV - Salasar REW JV - Salasar Adorus Infra LLP - STEL-ME-JV - Salasar RVNL JV	Subsidiary Entity
	Joint Venture	
3.	Sikka Salasar JV	Joint Venture

5. Based on our review conducted and procedures performed as stated in paragraph 3 above and based on the consideration of the review reports of other auditors referred to in paragraph 6 below, nothing has come to our attention that causes us to believe that the accompanying Statement, prepared in accordance with recognition and measurement principles laid down in the aforesaid Indian Accounting Standard specified under Section 133 of the Companies Act, 2013, as amended, read with relevant rules issued there under and other accounting principles generally accepted in India, has not disclosed the information required to be disclosed in terms of the Regulation, read with the Circular, including the manner in which it is to be disclosed, or that it contains any material misstatement
6. We did not review the interim financial results of above Six entities, included in the consolidated unaudited financial results, whose interim financial results reflect total assets of Rs 1433.51 Lakhs as at September 30, 2024 and share of total revenues of Rs 532.25 Lakhs and Rs 780.25 lakhs, share of total net profit/(loss) after tax (including OCI) of Rs 75.52 Lakhs and Rs 142.31 lakhs, for the quarter ended September 30, 2024 and for the period from April 01, 2024 to September 30, 2024 respectively and net cash flow of Rs 41.51 lakhs for the period April 01, 2024 to September 30, 2024, as considered in the consolidated unaudited financial results. These interim financial results have not been audited/reviewed by other auditors, whose reports have been certified by the management and our conclusion on the Statement, in so far as it relates to the amounts and disclosures in respect of these subsidiaries is based solely on such unaudited interim financial results and procedures performed by us as stated in paragraph 3 above. Our conclusion on the Statement is not modified in respect of the above matter

For VAPS & CO

Chartered Accountants

Firm Registration No.: 003612N

CA Praveen Kumar Jain
Partner

Membership No. - 082515

UDIN:24082515BKBYNU7966

NOIDA

October 22, 2024



SALASAR TECHNO ENGINEERING LIMITED

Regd Office: E-20, South Extension-I, New Delhi -110049

Website: www.salasartechno.com

Telephone No. (011) 41648577

Email: compliance@salasartechno.com

CIN: L23201DL2001PLC174076

STATEMENT OF UNAUDITED CONSOLIDATED FINANCIAL RESULTS FOR THE QUARTER AND HALF YEAR ENDED 30 SEP, 2024

(₹ in Lakh)

Particulars	Quarter ended			Half Year Ended		Year ended
	30-Sep-24 (Unaudited)	30-Jun-24 (Unaudited)	30-Sep-23 (Unaudited)	30-Sep-24 (Unaudited)	30-Sep-23 (Unaudited)	31-Mar-24 (Audited)
1 Income from operations	28,148.96	29,399.76	27,535.26	57,548.72	53,721.20	1,20,842.59
2 Other Income	173.80	90.37	30.97	264.17	80.43	347.64
3 Total Income (1 + 2)	28,322.76	29,490.13	27,566.23	57,812.89	53,801.63	1,21,190.24
4 Expenses						
Cost of revenue from operations	23,110.53	28,047.02	22,525.81	51,157.55	45,085.73	1,02,013.65
Changes in Inventories of Finished goods, Work-in-progress and others	(515.71)	(4,244.30)	(552.43)	(4,760.01)	(1,655.72)	(5,005.55)
Employee benefits expenses	1,281.50	1,267.73	1,322.62	2,549.23	2,552.84	5,255.78
Finance costs	1,188.25	1,200.67	1,060.19	2,388.92	1,879.19	4,365.89
Depreciation and amortization expenses	306.35	300.21	229.25	606.56	452.00	1,021.47
Other Expenses	1,707.01	1,509.49	1,747.44	3,216.50	2,888.39	6,336.70
Total Expenses	27,077.93	28,080.82	26,332.88	55,158.75	51,202.43	1,13,987.95
5 Profit before exceptional items & tax (3-4)	1,244.83	1,409.31	1,233.35	2,654.14	2,599.20	7,202.29
6 Exceptional Items	-	-	-	-	-	-
7 Profit before Tax (5-6)	1,244.83	1,409.31	1,233.35	2,654.14	2,599.20	7,202.29
8 Tax Expenses						
Current Tax	254.95	344.53	346.01	599.48	689.51	1,792.13
Deferred Tax	22.10	15.49	(17.82)	37.59	(10.19)	116.84
9 Net Profit for the period / year (7-8)	967.77	1,049.29	905.16	2,017.06	1,919.88	5,293.33
Other Comprehensive Income (after tax)	0.74	-	-	0.74	-	1.71
10 Total Comprehensive Income (after tax)	968.51	1,049.29	905.16	2,017.80	1,919.88	5,295.04
11 Net Profit attributable to:						
Owners of the Company	960.15	1,049.23	905.91	2,009.38	1,919.99	5,293.27
Non-Controlling Interest	7.62	0.06	(0.75)	7.68	(0.11)	0.06
	967.77	1,049.29	905.16	2,017.06	1,919.88	5,293.33
12 Other Comprehensive Income attributable to:						
Owners of the Company	0.74	-	-	0.74	-	1.71
Non-Controlling Interest	-	-	-	-	-	-
	0.74	-	-	0.74	-	1.71
13 Total Comprehensive Income attributable to:						
Owners of the Company	960.89	1,049.23	905.91	2,010.12	1,919.99	5,294.98
Non-Controlling Interest	7.62	0.06	(0.75)	7.68	(0.11)	0.06
	968.51	1,049.29	905.16	2,017.80	1,919.88	5,295.04
14 Paid up Equity Share Capital (Face Value : ₹ 1 per Share)	17,267.70	17,267.70	3,157.05	17,267.70	3,157.05	15,785.26
15 Other Equity excluding Revaluation Reserves	N.A.	N.A.	N.A.	N.A.	N.A.	29,245.31
16 Earnings per equity share						
Basic (₹)	0.06	0.07	0.05	0.12	0.12	0.34
Diluted (₹)	0.06	0.07	0.05	0.12	0.12	0.34



SALASAR TECHNO ENGINEERING LIMITED
Consolidated Segmentwise Revenue, Results, Assets and Liabilities

(₹ in Lakh)

Particulars	Quarter ended			Half Year Ended		Year ended
	30-Sep-24 (Unaudited)	30-Jun-24 (Unaudited)	30-Sep-23 (Unaudited)	30-Sep-24 (Unaudited)	30-Sep-23 (Unaudited)	31-Mar-24 (Audited)
1 Segment Revenue						
a. Steel Structures	17,408.75	18,527.54	19,927.83	35,936.29	39,308.70	82,513.01
b. EPC Projects	11,315.41	11,942.19	8,823.44	23,257.60	16,508.99	44,284.70
c. Unallocated Segment	-	-	-	-	-	-
	28,724.16	30,469.73	28,751.27	59,193.89	55,817.69	1,26,797.71
Less: Inter Segment Revenue	575.20	1,069.97	1,216.01	1,645.17	2,096.49	5,955.11
Total Revenue from Operations	28,148.96	29,399.76	27,535.26	57,548.72	53,721.20	1,20,842.59
2 Segment Results						
a. Steel Structures	2,057.85	1,592.53	1,930.24	3,650.38	4,226.04	8,338.75
b. EPC Projects	699.78	1,368.76	908.50	2,068.54	1,165.79	4,570.96
Total Segment Results	2,757.63	2,961.29	2,838.74	5,718.92	5,391.83	12,909.71
Less:						
(i) Finance costs	1,188.25	1,200.67	1,060.19	2,388.92	1,879.19	4,365.89
(ii) Net unallocated expenditure/(income)	324.55	351.31	545.20	675.86	913.44	1,341.52
Total Profit Before Tax	1,244.83	1,409.31	1,233.35	2,654.14	2,599.20	7,202.29
3 Segment Assets						
a. Steel Structures	74,607.89	82,139.44	70,677.99	74,607.89	70,677.99	72,913.64
b. EPC Projects	43,702.74	35,034.64	25,826.99	43,702.74	25,826.99	34,155.51
Total Segment Assets	1,18,310.63	1,17,174.08	96,504.98	1,18,310.63	96,504.98	1,07,069.14
Add: Unallocated	25,362.61	24,806.91	6,163.50	25,362.61	6,163.50	8,019.71
Total Assets	1,43,673.24	1,41,980.99	1,02,668.48	1,43,673.24	1,02,668.48	1,15,088.85
4 Segment Liabilities						
a. Steel Structures	27,441.31	25,735.81	17,414.14	27,441.31	17,414.14	24,581.71
b. EPC Projects	7,039.33	6,483.91	7,008.27	7,039.33	7,008.27	8,707.07
Total Segment Liabilities	34,480.64	32,219.72	24,422.41	34,480.64	24,422.41	33,288.78
Add: Unallocated	38,823.74	40,361.53	36,550.38	38,823.74	36,550.38	36,729.22
Total Liabilities	73,304.39	72,581.25	60,972.79	73,304.39	60,972.79	70,018.00



Notes:

- 1 The above unaudited consolidated financial results have been reviewed by the Audit Committee and approved by the Board of Directors at their meetings held on 22-October-2024. The statutory auditors of the Company have conducted limited review of these financial results, pursuant to Regulation 33 of SEBI (Listing Obligations and Disclosure Requirements), Regulations 2015.
- 2 These unaudited consolidated financial results are prepared in accordance with the Indian Accounting Standards (IND AS) as prescribed under Section 133 of the Companies Act read with rule 3 of the Companies (Indian Accounting Standards) Rules, 2015 and Companies (Indian Accounting Standards) Amendment Rules, 2016.
- 3 The Company is engaged in the business of two segments i.e. 1) Manufacturing of Galvanized and Non-galvanized Steel Structures i.e. Steel Structure and 2) Engineering, Procurement and Construction (EPC).
- 4 The company has participated in E Auction for acquisition of M/s EMC Ltd (under Liquidation) organised by the Liquidator (As appointed by Hon'ble NCLT, Kolkata) on 14.03.2024 and was declared successful bidder for acquisition of M/s EMC Ltd as going concern. The company has now paid full amount of Rs 179.27 Crores and the Liquidator is in the process of transferring the company to M/s Salasar Techno Engineering Ltd.
- 5 Figures for the previous periods / year have been regrouped, wherever necessary, to confirm to the current period's classification.
- 6 The unaudited consolidated financial results for the quarter and half year ended 30 Sep, 2024 are available on the website of the Company (www.salasartechno.com) and on Stock Exchanges website (www.bseindia.com and www.nseindia.com).

For and on behalf of

SALASAR TECHNO ENGINEERING LIMITED

Alok Kumar

ALOK KUMAR

Chairman-cum-Managing Director

DIN : 01474484

Date: 22-Oct- 2024

Place: Noida (U.P.)



CONSOLIDATED STATEMENT OF ASSETS AND LIABILITIES AS AT SEP 30, 2024

(₹ in Lakh)

Particular	As at 30 September 2024 (Unaudited)	As at 31 March 2024 (Audited)
ASSETS		
Non-current Assets		
Property, Plant and Equipment	20,541.11	22,634.15
Capital Work-in-Progress	-	-
Right of Use Assets	1,229.09	1,239.42
Intangible Assets	23.97	27.65
Financial Assets		
(a) Investments	17,952.04	-
(b) Other Financial Asset	3,841.56	3,405.31
Other Non- current Assets	87.35	102.57
Current Assets		
Inventories	39,311.03	33,911.40
Financial Assets		
(a) Investments	6.85	7.10
(b) Trade Receivables	32,300.09	32,386.72
(c) Cash and Cash Equivalent	177.25	259.98
(d) Bank Balances other than (c) above	2,302.24	2,674.04
(e) Other Financial Assets	18,484.58	14,885.54
Other Current Assets	7,333.72	3,554.97
Current Tax Assets (net)	82.36	-
TOTAL ASSETS	1,43,673.24	1,15,088.85
EQUITY AND LIABILITIES		
Equity		
Equity Share Capital	17,267.70	15,785.26
Other Equity	53,052.59	29,245.31
Non-Controlling Interest	48.57	40.28
Liabilities		
Non-current Liabilities		
Financial Liabilities		
(a) Borrowings	3,347.42	3,941.14
(b) Lease Liabilities	132.29	132.40
Provisions	446.39	445.92
Deferred Tax Liabilities (net)	665.46	627.47
Other Non-current Liabilities	7.69	7.69
Current Liabilities		
Financial Liabilities		
(a) Borrowings	33,580.33	30,931.11
(b) Trade Payables		
(i) Dues of micro and small enterprises (MSME)	1,027.74	938.82
(ii) Dues of creditors other than MSME	8,789.05	9,305.14
(c) Other Financial Liabilities	2.18	2.45
Provisions	39.73	43.36
Other Current Liabilities	25,258.92	23,576.25
Current Tax Liability (Net)	7.18	66.25
TOTAL EQUITY AND LIABILITIES	1,43,673.24	1,15,088.85

For and on behalf of
SALASAR TECHNO ENGINEERING LIMITED


ALOK KUMAR
Chairman-cum- Managing Director

Date: 22-Oct- 2024

Place: Noida (U.P.)




CONSOLIDATED CASH FLOW STATEMENT FOR THE PERIOD ENDED 30 Sep 2024

(₹ in Lakh)

Particulars	Period ended 30 September 2024	Year ended 31 March 2024
Cash Flow From Operating Activities		
Net Profit Before Income Tax	2,654.14	7,202.29
Adjustment for:		
Depreciation and amortization expenses	606.56	1,021.46
Interest income	(184.63)	(340.47)
Finance costs	2,388.92	4,365.90
Electricity duty refundable	(4.65)	10.88
Provision for employee benefits expense	(2.02)	76.34
(Gain)/ loss on fair valuation of assets	0.25	(1.94)
(Gain)/ loss on property, plant and equipment	-	1.06
Bad debts written off	-	17.10
Provision for doubtful debts	61.50	113.40
Interest on income tax refund	-	(5.18)
Operating profit before working capital changes	5,520.06	12,460.83
Adjustments for Working Capital		
Adjustment for (increase) / decrease in operating assets		
Inventories	(5,399.63)	(7,636.97)
Trade receivables	25.13	465.87
Other financial assets	(3,584.61)	(9,051.30)
Other current assets	(3,861.11)	(100.16)
Adjustment for increase / (decrease) in operating assets		
Trade payables	(427.17)	2,982.12
Other current liabilities	1,623.51	7,837.80
Other financial liabilities	(0.27)	(0.50)
Other non-current liabilities		
Cash generated from operations	(6,104.08)	6,957.68
Income Tax Paid	599.48	1,792.13
Net cash generated from operating activities (A)	(6,703.56)	5,165.55
Cash Flow from Investing Activities		
Sale (Purchase) of current investments	(17,952.04)	0.00
Interest Income	185.42	131.57
Purchase of property, plant and equipment	(555.89)	(5,571.05)
Acquisition of right -of-use assets	(0.00)	0.00
Bank Balance (not consider as cash and cash equivalents)	371.80	(595.57)
Interest on income tax refund	-	5.18
Proceeds from sale of property, plant and equipment	2,056.35	6.28
Net Cash Flow from other financial assets	(431.60)	(1,937.85)
Net cash used in investing activities (B)	(16,325.95)	(7,961.44)
Cash Flow from Financing Activities		
Proceeds from issue of share capital	23,279.60	-
Proceeds from non-current borrowings	(593.72)	(82.94)
Proceeds from current borrowings	2,649.22	7,767.13
Contribution from Non-controlling interests	0.61	-
Dividend Paid	-	(315.71)
Finance Costs	(2,388.92)	(4,355.30)
Net Cash Flow from Financing Activities (C)	22,946.79	3,013.19
Net Changes in Cash & Cash Equivalents (A + B + C)	(82.72)	217.31
Add : Opening Cash & Cash Equivalents	259.98	42.67
Closing Cash & Cash Equivalents	177.25	259.98

For and on behalf of

SALASAR TECHNO ENGINEERING LIMITED


ALOK KUMAR

Chairman-cum- Managing Director

Date: 22-Oct- 2024

Place: Noida (U.P.)

